


Bourns® SSD Shunt Sensor Digital Series



BOURNS®

Introduction

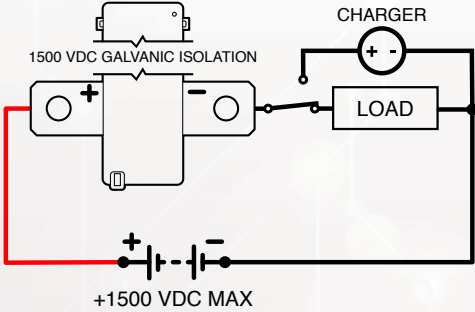
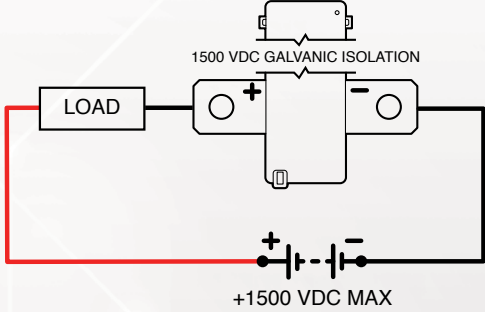
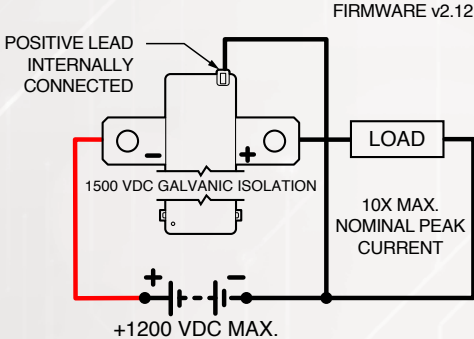
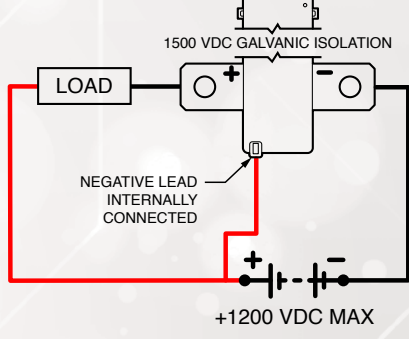
Riedon™ SSD Series Digital Current Sensor by Bourns

The new Riedon™ SSD Series Digital Current Sensor by Bourns consists of highly integrated digital System-in-Package (SiP) devices that can be used in a wide variety of battery-related current sensing applications. Each features a 16-bit +150 °C Microcontroller Unit (MCU), a 24-bit Analog-to-Digital Converter (ADC) (with buffered analog inputs) and a flash memory resource. This brings plug-and-play simplicity to current measurement, battery voltage monitoring and coulomb counting. Among the places where these devices will be utilized are large-scale energy storage banks, renewable energy generation infrastructure, industrial motor drives, building automation systems, EV charging stations, etc.

The internal ADC converter helps to significantly simplify implementation - enabling customer engineering teams to quickly add high accuracy current measurement into their latest designs or retrofit this function into existing ones. There are two models to choose from. The first is the RS-485 serial interface, which can also be configured as MODBUS RTU. The second is a customizable CANbus model.

The -40 °C to +115°C (ambient) operating temperature range allows these devices to be used in harsher environments than other current sensing products. The built-in flash memory has Error Correction Code (ECC) and autocorrect on single bit errors. The SSD Series is RoHS compliant in accordance with Electrical and Electronic Equipment Directive, 2011/65/EU (commonly called "RoHS2") and amendment of Annex II on March 31, 2015, 2015/863. This model is produced and assembled utilizing state-of-the art production equipment along with lean manufacturing principles to provide our customers with a high-performance product at a competitive price.

INSTALLATION

Electrical Wiring		
	High Side	Low Side
Current Only ±1500 VDC MAX.	 <p>The diagram shows a battery with a maximum voltage of +1500 VDC connected to a sensor. The sensor's positive lead is connected to the positive terminal of the battery. The sensor's negative lead is connected to the positive terminal of a load. The other side of the load is connected to the negative terminal of the battery. A charger is also connected in parallel with the load. The sensor is labeled with '1500 VDC GALVANIC ISOLATION'.</p>	 <p>The diagram shows a battery with a maximum voltage of +1500 VDC connected to a sensor. The sensor's positive lead is connected to the positive terminal of the battery. The sensor's negative lead is connected to the negative terminal of the battery. A load is connected in parallel with the sensor. The sensor is labeled with '1500 VDC GALVANIC ISOLATION'.</p>
Bus Voltage Measurements ±1200 VDC	 <p>The diagram shows a battery with a maximum voltage of +1200 VDC connected to a sensor. The sensor's positive lead is connected to the positive terminal of the battery. The sensor's negative lead is connected to the positive terminal of a load. The other side of the load is connected to the negative terminal of the battery. The sensor is labeled with '1500 VDC GALVANIC ISOLATION' and '10X MAX. NOMINAL PEAK CURRENT'. The text 'FIRMWARE v2.12' is also present.</p> <p>Use SETMODE Command to Invert Current and Voltage. Keep Positive DC Connection Short to Minimize Bus Voltage Drop Errors.</p>	 <p>The diagram shows a battery with a maximum voltage of +1200 VDC connected to a sensor. The sensor's positive lead is connected to the positive terminal of the battery. The sensor's negative lead is connected to the negative terminal of the battery. A load is connected in parallel with the sensor. The sensor is labeled with '1500 VDC GALVANIC ISOLATION'.</p> <p>Keep Negative DC Connection Short to Minimize Bus Voltage Drop Errors.</p>

Product Portfolio



What is a Digital Current Sensor?

The new Riedon™ SSD Series Digital Current Sensor by Bourns consists of a highly integrated System-in-Package (SiP) device with a high precision current to provide calibrated and temperature compensated digital output that can be used in a wide variety of battery related current sensing applications.

APPLICATIONS

- Battery systems
- Renewable energy
- Motor drives
- EV charging stations





SSD SERIES FEATURES AND BENEFITS

- CANbus
- RS-485
- 16-bit +150 °C Microcontroller
- 24-bit ADC with Buffered Analog Inputs
- ECC Flash Memory with Autocorrect Single Bit Errors
- Internal and External CRC Data Error Detection
- Option of Internal 120 Ω termination resistor available for all nominal current values.
- Assembled using AEC-Q compliant components (optional for Model SSD-1000A only)





The SSD Series Digital Current Sensor is a current sensing solution with both considerably lower insertion resistance than passive current sensors and greater accuracy and operational stability than Hall effect sensors.

With no need to calibrate, the SSD Series is the perfect solution for all your energy monitoring needs with simple implementation. This product is insensitive to magnetic fields, making it ideal for various applications without damaging the product while obtaining accurate measurements.

MODEL SSD SERIES WITH CANbus INTERFACE

Series	Photo	Package Size	Technology	Normal Current (A)	Shunt Resistance (Microohms)	Initial Accuracy	Bandwidth	ADC Resolution	Operating Temperature	Storage Temperature	Speed	Supply Voltage
SSD-100A-C		110 mm	CANbus	± 100	300	$\pm 0.1\%$	5 kHz	24 bits	-40 °C to +115 °C	-55 °C to +125 °C	Up to 1100 RPS	5.0 V, 55 mA Typical
SSD-250A-C		110 mm	CANbus	± 250	120	$\pm 0.1\%$	5 kHz	24 bits	-40 °C to +115 °C	-55 °C to +125 °C	Up to 1100 RPS	5.0 V, 55 mA Typical
SSD-500A-C		110 mm	CANbus	± 500	60	$\pm 0.1\%$	5 kHz	24 bits	-40 °C to +115 °C	-55 °C to +125 °C	Up to 1100 RPS	24 V, 15 mA Typical
SSD-1000A-C		110 mm	CANbus	± 1000	30	$\pm 0.1\%$	5 kHz	24 bits	-40 °C to +115 °C	-55 °C to +125 °C	Up to 1100 RPS	24 V, 15 mA Typical

MODEL SSD SERIES WITH RS-485/MODBUS INTERFACE

Series	Photo	Package Size	Technology	Normal Current (A)	Shunt Resistance (Microohms)	Initial Accuracy	Bandwidth	ADC Resolution	Operating Temperature	Storage Temperature	Speed	Supply Voltage
SSD-100A-R		110 mm	RS-485	± 100	300	$\pm 0.1\% + 5 \text{ mA}$	5 kHz	24 bits	-40 °C to +115 °C	-55 °C to +125 °C	Up to 1100 RPS	5.0 V, 55 mA Typical
SSD-250A-R		110 mm	RS-485	± 250	120	$\pm 0.1\% + 5 \text{ mA}$	5 kHz	24 bits	-40 °C to +115 °C	-55 °C to +125 °C	Up to 1100 RPS	5.0 V, 55 mA Typical
SSD-500A-R		110 mm	RS-485	± 500	60	$\pm 0.1\% + 5 \text{ mA}$	5 kHz	24 bits	-40 °C to +115 °C	-55 °C to +125 °C	Up to 1100 RPS	24 V, 15 mA Typical
SSD-1000A-R		110 mm	RS-485	± 1000	30	$\pm 0.1\% + 5 \text{ mA}$	5 kHz	24 bits	-40 °C to +115 °C	-55 °C to +125 °C	Up to 1100 RPS	24 V, 15 mA Typical

Worldwide Sales Offices



Country/Region	Phone	Email
Americas:	+1-951-781-5500	americus@bourns.com
Brazil:	+55 11 5505 0601	americus@bourns.com
China:	+86 21 64821250	asiacus@bourns.com
Europe, Middle East, Africa:	+36 88 885 877	eurocus@bourns.com
Japan:	+81 49 269 3204	asiacus@bourns.com
Korea:	+82 70 4036 7730	asiacus@bourns.com
Mexico:	+52 614 478 0400	mexicus@bourns.com
Singapore:	+65 6348 7227	asiacus@bourns.com
Taiwan:	+886 2 25624117	asiacus@bourns.com
Other Asia-Pacific Countries:	+886 2 25624117	asiacus@bourns.com

Technical Assistance Region	Phone	Email
Asia-Pacific:	+886 2 25624117	techweb@bourns.com
Europe, Middle East, Africa:	+36 88 885 877	eurotech@bourns.com
Americas:	+1-951-781-5500	techweb@bourns.com

Export Control Inquiry	Email
	US_exportcontrol@bourns.com

All Export Control, including BIS and ITAR subject inquiries, must be directed to US persons only. For quotes or information regarding US Export Control products or applications, please send to US_exportcontrol@bourns.com.

BOURNS®

www.bourns.com

Bourns® products are available through an extensive network of manufacturer's representatives, agents and distributors. To obtain technical applications assistance, a quotation, or to place an order, contact a Bourns representative in your area.

Specifications subject to change without notice. Actual performance in specific customer applications may differ due to the influence of other variables. Customers should verify actual device performance in their specific applications.

COPYRIGHT© 2026, BOURNS, INC. • LITHO IN U.S.A. • 1/26 • e/SC2503

"Bourns" is a registered trademark of Bourns, Inc. in the U.S. and other countries.

In April 2023, BE Services Company, Inc., a subsidiary of Bourns, Inc., purchased certain assets of Riedon, Inc., including its logo and trademarks and the right to continue to manufacture former Riedon™ products.

The "Riedon Logo" is a registered trademark of BE Services Company, Inc. in the United States. "Riedon" is a trademark of BE Services Company, Inc.