

























Bourns® POWrFuse™ High-Power Fuses Product Guide

POWrFuse™ INDUSTRIAL POWER FUSES










Model Series	Mounting Type	Dimensions (mm)	Rated Current	Rated Voltage	Interrupting Rating	Agency Recognition
PF-J	 PCB/T3	10.4 dia. x 38.5	30-70 A	500 VAC 125 VDC	2000 A @ 500 VAC 2000 A @ 250 VAC 1000 A @ 125 VDC	
PF-G	 PCB/T3	14.6 dia. x 38.5	63 A	600 VAC 125 VDC	1500 A @ 600 VAC 2000 A @ 250 VAC 500 A @ 125 VDC	
			90 A	500 VAC	1500 A @ 500 VAC	
PF-H (ind)	 Ferrule/C1	10 dia. x 38	6-12 A	600 VAC 600 VDC	100 kA @ 600 VAC 100 kA @ 600 VDC	
	 PCB/T1					
PF-63R50H	 Cartridge/Axial Lead	6 dia. x 30	10 - 40 A	500 VAC 500 VDC	30 kA @ 500 VAC 20 kA @ 500 VDC	 

POWrFuse™ SEMICONDUCTOR POWER FUSES



Model Series	Mounting Type	Dimensions (mm)	Rated Current	Rated Voltage	Interrupting Rating	Agency Recognition
PF-M	 Bolt/B1	17.2 dia. x 42	50-180 A	240 VAC 150 VDC	160 kA @ 240 VAC 50 kA @ 150 VDC	
PF-SRC50E	 Bolt/B1	17.5 dia. x 46	32-100 A	500 VDC 690 VAC	50 kA @ 500 VDC 100 kA @ 690 VAC	
PF-F	 Bolt/B1	24.1 dia. x 91.6 35.2 dia. x 95	50-400 A	800 VAC 800 VDC	100 kA @ 800 VAC 50 kA @ 800 VDC	
PF-000100E		75 x 36 x 24	50 – 250 A	1000 VDC	50 kA @ 1000 VDC	  
PF-01N100E		78 x 43 x 43	50 – 450 A	1000 VDC	50 kA @ 1000 VDC	
PF-1NH100E		83 x 51 x 51	400 – 630 A	1000 VDC	50 kA @ 1000 VDC	

Bourns® POWrFuse™ High-Power Fuses Product Guide




POWrFuse™ PHOTOVOLTAIC POWER FUSES

Model Series	Mounting Type	Dimensions (mm)	Rated Current	Rated Voltage	Interrupting Rating	Agency Recognition	
PF-H (gPV)	 Ferrule/C1	 PCB/T1	10 dia. x 38	15-30 A	600 VAC 600 VDC	150 kA @ 600 VAC 50 kA @ 600 VDC 10 kA @ 600 VDC	 
PF-E	 Ferrule/C1	 PCB/T1	10 dia. x 38	15-30 A	1000 VDC	20 kA @ 1000 VDC	
PF-PVC150R	 Ferrule		10 dia. x 85	4-30 A	1500 VDC	50 kA @ 15400 VDC	

POWrFuse™ EV POWER FUSES* AUTOMOTIVE GRADE

Model Series	Mounting Type	Dimensions (mm)	Rated Current	Rated Voltage	Interrupting Rating	Qualifications	
PF-K	 Bolt/B1	 PCB/T1	10 dia. x 38	30-50 A	275 VAC 500 VDC	10 kA @ 275 VAC 20 kA @ 500 VDC 10 kA @ 450 VDC	ISO 8820

POWrFuse™ TELECOM POWER FUSES

Model Series	Mounting Type	Dimensions (mm)	Rated Current	Rated Voltage	Interrupting Rating	Agency Recognition	
PF-N	 PCB/T2	 PCB/T5	14.6 dia. x 22.3	40-80 A	170 VDC	100 kA @ 170 VDC	

*Meets ISO8820-8 standard