

November 2024

Automotive Grade

Component Guide



BOURNS®

Introduction



Systems and electronics within automobiles have become increasingly more sophisticated with the introduction of new and improved features every year. Crucial to customer satisfaction is that each of these features must be reliably powered, protected and connected to its respective interface within the overall automotive system. Bourns has substantial automotive component level experience and supplies leading component solutions. The Bourns Automotive division has extensive experience designing, building and supplying high reliability AEC-Q compliant components. Bourns offers a wide variety of resistors and magnetics to condition and filter electronic circuits. To complement our conditioning products, we offer a portfolio of circuit protection products that have been used by our customers in typical automotive applications.

All Bourns® standard components that are approved for typical automotive applications are manufactured in facilities that are fully certified to IATF 16949, and have been tested, qualified using the AEC-Q product validation standard for passive components and presented to the customer for selection and approval using PPAP. Bourns also offers customers access to our application test lab.

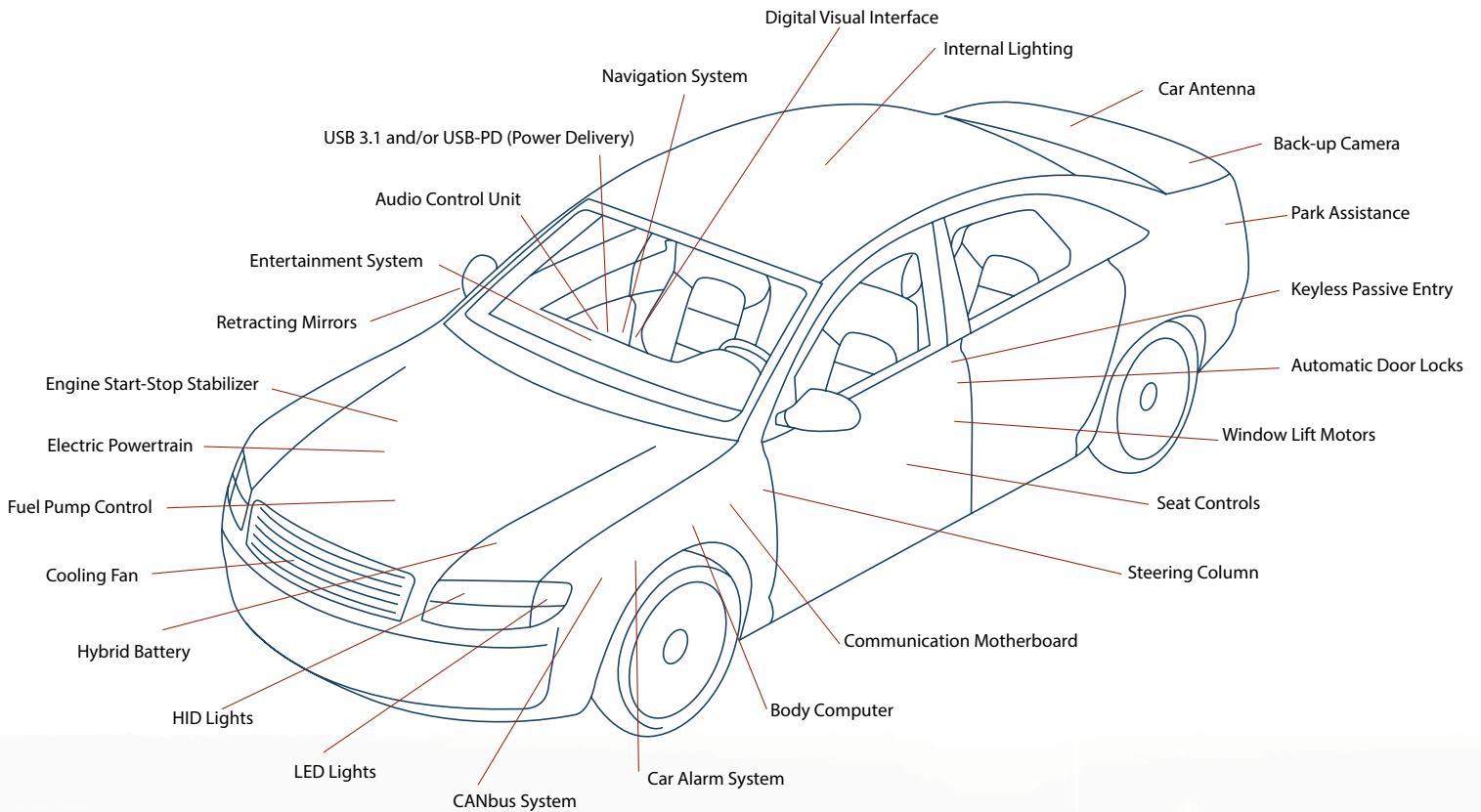
Bourns has a long history of serving the automotive market with quality sensor products. The company's inductive and circuit protection components are available to meet the board level requirements of many automotive applications. With excellent customer service and the availability of field application engineers, Bourns works closely with automotive system designers in helping customers select the right components, providing layout support, and making modifications as requested by the customer. Bourns performs surge tests and offers application and customer-specific testing.

Bourns® Automotive Grade standard components are designed and developed to meet the following criteria:

- Compliance with the latest applicable AEC-Q200, AEC-Q101 or AEC-Q102 product validation standard or its equivalent as determined by Bourns
- New product and new process development meets or exceeds the requirements established in the latest AIAG revision of the Advanced Product Quality Planning (APQP) process. Bourns' design review process may be used if the Bourns quality and design engineering teams have established that the Bourns® standard component meets or exceeds the requirements of the APQP process
- The manufacturing facility(ies) has a VDA 6.3 process audit score greater than 80 % with no downgrade
- The manufacturing site (Bourns or third-party subcontractor) that manufactures the Bourns® standard components must be certified to IATF 16949
- The Bourns® standard components must be presented to a customer for approval using PPAP

The "Automotive Grade" designation is not a substitute for the customer's careful selection and testing of such Bourns® standard components in their particular applications.

Typical Uses by Customers - Bourns® Automotive Grade Components



Comfort & Positioning

- Window Lift Motor
- Seat Position Motor
- Seat Heater
- Park Assistance
- Back-up Camera
- Keyless Passive Entry
- Automatic Door Lock
- Body Computer
- Steering Column
- Retracting External Mirror
- Rear View Interior Mirror

Electrification

- Fuel Pump
- Start-Stop Module
- Battery Charger
- Cooling Fan
- Body Control
- Parking Assist
- Start-Stop Engine Control
- On Board Charging (OBC)
- Battery Management System (BMS)
- Advanced Driving Assistance System (ADAS)

Infotainment

- Instrument Cluster
- Stereo (Audio) Control
- In-Car Camera
- In-Car Television
- Ethernet Hub/Switch
- USB Charging Port
- Antenna
- Communications ECU
- GPS & Navigation Control

Lighting

- HID Headlight
- LED Headlight
- Internal LED Light
















Networks

- CAN
- FlexRay
- LIN
- Ethernet



Fixed Resistors

Model	Photo	Tolerances	Temperature Coefficient, (ppm/ °C)	Power (W)	Resistance Range (Ω)	AEC-Q200 Compliant	PPAP Documentation	IATF 16949 Factory
CAT10A-LF		5 %	±300	0.063	10 - 1M	Yes	Level 3	Yes
CAT16A-LF		1 %, 5 %	±200, ±400	0.063	10 - 1M	Yes	Level 3	Yes
CAY10A-AS		5 %	±250, ±500	0.063	3 - 1M	Yes	Level 3	Yes
CAY10A-LF		5 %	±250, ±500	0.063	3 - 1M	Yes	Level 3	Yes
CAY16A-AS		5 %	±200, ±400	0.063	3 - 1M	Yes	Level 3	Yes
CAY16A-LF		1 %, 5 %	±200, ±400	0.063	3 - 1M	Yes	Level 3	Yes
CFN-A		1 %, 5 %	±50, ±100	0.2 - 1	5 m - 40 m	Yes	Level 3	Yes
CHP-A		1 %, 5 %	±100, ±200	0.33 - 3	10 - 1M	Yes	Level 3	Yes
CHP0603-Q		1 %, 5 %	±100, ±200	0.3	10 - 1M	Yes	Level 3	Yes
CHP0805-Q		1 %, 5 %	±100, ±200	0.5	10 - 1M	Yes	Level 3	Yes
CHP1206-Q		1 %, 5 %	±100, ±200	0.75	10 - 1M	Yes	Level 3	Yes
CHV-A		1 %, 5 %	±100, ±200	0.1 - 1	100 m - 100 M	Yes	Level 3	Yes
CMP-A		1 %, 5 %	±100, ±200	0.25 - 1.5	10 - 1M	Yes	Level 3	Yes
CMP0603-Q		1 %, 5 %	±100, ±200	0.25	10 - 1M	Yes	Level 3	Yes
CMP0805-Q		1 %, 5 %	±100, ±200	0.5	10 - 1M	Yes	Level 3	Yes
CMP1206-Q		1 %, 5 %	±100, ±200	0.75	10 - 1M	Yes	Level 3	Yes
CMP2010-Q		1 %, 5 %	±100, ±200	1.00	10 - 1M	Yes	Level 3	Yes
CMP2512-Q		1 %, 5 %	±100, ±200	1.5	10 - 1M	Yes	Level 3	Yes
CR0201A-AS		1 %, 5 %	±100, ±200, -200+600	0.05	1 - 10 M	Yes	Level 3	Yes
CR0402A-AS		1 %, 5 %	±100, ±200, -200+500	0.063	1 - 20 M	Yes	Level 3	Yes
CR0603A-AS		1 %, 5 %	±100, ±200, ±400	0.1	1 - 20 M	Yes	Level 3	Yes
CR0805A-AS		1 %, 5 %	±100, ±200, ±400	0.125	1 - 20 M	Yes	Level 3	Yes
CR1206A-AS		1 %, 5 %	±100, ±200, ±400	0.25	1 - 20 M	Yes	Level 3	Yes
CR1210A-AS		1 %, 5 %	±100, ±200, ±400	0.33	1 - 20 M	Yes	Level 3	Yes
CR2010A-AS		1 %, 5 %	±100, ±200, ±400	0.5	1 - 20 M	Yes	Level 3	Yes
CR2512A-AS		1 %, 5 %	±100, ±200, ±400	1	1 - 20 M	Yes	Level 3	Yes
CRA2512		1 %, 5 %	±50	3	10 m - 100 m	Yes	Level 3	Yes
CRE2512		1 %	±50	2/3	1 m - 9 m	Yes	Level 3	Yes
CRF0805		1 %, 5 %	±50	0.5	0.001 - 0.025	Yes	Level 3	Yes
CRF0805-J		5 %	±3800	0.5	≤ 0.2 m	Yes	Level 3	Yes
CRF1206		1 %, 5 %	±50	1	0.001 - 0.050	Yes	Level 3	Yes
CRF1206-J		5 %	±3800	1	≤ 0.2 m	Yes	Level 3	Yes
CRF2010-J		5 %	±3800	1.5	≤ 0.2 m	Yes	Level 3	Yes
CRF2512		1 %, 5 %	±50	1; 2	1 m - 50 m	Yes	Level 3	Yes
CRF2512-J		5 %	±3800	2	≤ 0.2 m	Yes	Level 3	Yes
CRG2512		1 %, 5 %	±50	1; 2	110 - 680 m	Yes	Level 3	Yes
CRM0603A		0.5 %, 1 %, 5 %	±100, ±200	0.125	50 m - 1 M	Yes	Level 3	Yes
CRM0805A		0.5 %, 1 %, 5 %	±100, ±200	0.25	50 m - 1 M	Yes	Level 3	Yes
CRM1206A		0.5 %, 1 %, 5 %	±100, ±200	0.5	50 m - 1 M	Yes	Level 3	Yes
CRM1210A		0.5 %, 1 %, 5 %	±100, ±200	0.5	50 m - 1 M	Yes	Level 3	Yes
CRM2010A		0.5 %, 1 %, 5 %	±100, ±200	1	50 m - 1 M	Yes	Level 3	Yes
CRM2512A		0.5 %, 1 %, 5 %	±100, ±200	2	50 m - 1 M	Yes	Level 3	Yes
CRM1206-Q		0.5 %, 1 %, 5 %	±100, ±200	0.5	10 - 1M	Yes	Level 3	Yes
CRM2010-Q		0.5 %, 1 %, 5 %	±100, ±200	1	10 - 1M	Yes	Level 3	Yes
CRM2512-Q		0.5 %, 1 %, 5 %	±100, ±200	2	10 - 1M	Yes	Level 3	Yes
CRS0603A		1 %, 5 %	±100, ±200	0.125	1 - 1 M	Yes	Level 3	Yes
CRS0805A		1 %, 5 %	±100, ±200	0.25	1 - 1 M	Yes	Level 3	Yes
CRS1206A		1 %, 5 %	±100, ±200	0.5	1 - 1 M	Yes	Level 3	Yes
CRS1210A		1 %, 5 %	±100, ±200	0.5	1 - 1 M	Yes	Level 3	Yes
CRS2010A		1 %, 5 %	±100, ±200	1	1 - 1 M	Yes	Level 3	Yes
CRS2512A		1 %, 5 %	±100, ±200	2	1 - 1 M	Yes	Level 3	Yes
CRS1206-Q		1 %, 5 %	±100, ±200	0.5	10 - 1M	Yes	Level 3	Yes
CRS2010-Q		1 %, 5 %	±100, ±200	1	10 - 1M	Yes	Level 3	Yes
CRS2512-Q		1 %, 5 %	±100, ±200	2	10 - 1M	Yes	Level 3	Yes
CRT0402A		0.1%, 0.25%, 0.5%, 1%	±10, ±15, ±25, ±50	0.063	10 - 100K	Yes	Level 3	Yes
CRT0603A		0.1%, 0.25%, 0.5%, 1%	±10, ±15, ±25, ±50	0.1	10 - 511K	Yes	Level 3	Yes
CRT0805A		0.1%, 0.25%, 0.5%, 1%	±10, ±15, ±25, ±50	0.125	10 - 800K	Yes	Level 3	Yes
CRT1206A		0.1%, 0.25%, 0.5%, 1%	±10, ±15, ±25, ±50	0.25	10 - 1M	Yes	Level 3	Yes

Fixed Resistors

















































Model	Photo	Tolerances	Temperature Coefficient, (ppm/°C)	Power (W)	Resistance Range (Ω)	AEC-Q200 Compliant	PPAP Documentation	IATF 16949 Factory
CSM2F-6918		5 %	±50	36	0.05 m - 0.1 m	Yes	Level 3	Yes
CSM2F-7036		1 %, 5 %	±50	50	0.05 m - 0.1 m	Yes	Level 3	Yes
CSM2F-8518		5 %	±50	36	0.05 m - 0.1 m	Yes	Level 3	Yes
CSM2F-8536		5 %	±150, ±200	50	25 - 100 μ	Yes	Level 3	Yes
CSS2H-2512		1 %, 5 %	±50	1.5 - 6	0.3 m - 5 m	Yes	Level 3	Yes
CSS2H-3920		1 %, 5 %	±50	2 - 12	0.2 m - 5 m	Yes	Level 3	Yes
CSS2H-5930		1 %, 5 %	±50	4 - 15	0.2 m - 3 m	Yes	Level 3	Yes
CSS4J-4026		1 %, 5 %	±50	3 - 5	0.2 - 5 m	Yes	Level 3	Yes
CST0612		1 %	±100, ±200	1	0.5 m - 5 m	Yes	Level 3	Yes
PWR163		1 %, 5 %	±100	25	20 m - 130 K	Yes	Level 3	Yes
PWR220T-20		1 %, 5 %	±100	20	0.02 - 130K	Yes	Level 3	Yes
PWR220T-35		1 %, 5 %	±100	35	0.02 - 130K	Yes	Level 3	Yes
PWR221T-30		1 %, 5 %	±100, ±300, ±600	30	0.02 - 130K	Yes	Level 3	Yes
PWR263S-20		1 %, 5 %	±100	20	20 m - 130 K	Yes	Level 3	Yes
PWR263S-35		1 %, 5 %	±100	35	20 m - 130 K	Yes	Level 3	Yes

Mini-breaker Thermal Cutoff Devices*










































Model	Photo	Size (mm)	AEC-Q200 Compliant	PPAP Documentation	IATF 16949 Factory
AD		12.35 x 3.75 x 1.4	Yes	Level 3	Yes
SD		10.35 x 3.75 x 1.4	Yes	Level 3	Yes

*Meets Bourns internal AEC-Q200 equivalent test plan.












Power Inductors

Model	Photo	Size (mm)	Shielded	Inductance Range (μ H)	Current Range (A)	AEC-Q200 Compliant	PPAP Documentation	IATF 16949 Factory
PQ2614BHA		28 x 28 x 16	Yes	2.2 - 33	30	-2R2K, -330K	Level 3	Yes
PQ2614BLA		28 x 28 x 16	Yes	1 - 33	30	-330K	Level 3	Yes
PQ2617BHA		28 x 28 x 19	Yes	3.3 - 33	30	-220K	Level 3	Yes
SDE0403A		4.5 x 4 x 3.2	No	1 - 68	0.4 - 2.7	-2R2M, -150M, -680K	Level 3	Yes
SDE0604A		5.8 x 5.2 x 4.5	No	1.2 - 150	0.52 - 5.3	-3R3M, -330M, -101K	Level 3	Yes
SDE0805A		7.8 x 7 x 5	No	1.5 - 470	0.55 - 5.8	-100M, -101K, -471K	Level 3	Yes
SDE1006A		10 x 9 x 5.4	No	1.5 - 820	0.45 - 7.2	-2R2M, -150M, -680K	Level 3	Yes
SRF1010DA		12 x 9.6 x 11.6	Yes	0.43 - 15	4.6 - 27	-R43M, -150M, -7R5M	Level 3	Yes
SRF1206A		12 x 11 x 6	Yes	9 - 12.5	6 - 8	-R43M, -150M, -7R5M	Level 3	Yes
SRF7035A		7 x 6 x 3.5	Yes	4 - 22.6	1.2 - 5	-301Y, -701Y, -132Y	Level 3	Yes
SRF9045A		9 x 7 x 4.5	Yes	7.5	5	-301Y, -701Y, -132Y	Level 3	Yes
SRN2508A		2.5 x 2 x 0.8	Yes	0.47 - 10	0.45 - 1.45	-R47M, -2R2M, -6R8M	Level 3	Yes
SRN2010BTA		2 x 1.6 x 0.9	Semi	0.8 - 5.2	0.7 - 4.1	-R24M, -3R3M, -220M	Level 3	Yes
SRN2010TA		2 x 1.6 x 1	Yes	0.47 - 22	0.27 - 2.35	-3R3M, -150M, -R47Y	Level 3	Yes
SRN2510BTA		2 x 2.5 x 0.9	Semi	0.47 - 15	0.8 - 3	-R47M, -3R3M, -220M	Level 3	Yes
SRN3010BTA		3 x 3 x 0.9	Semi	1 - 22	0.7 - 0.7 - 3.4	-1R2M, -8R2M, -470M	Level 3	Yes
SRN3010TA		3 x 3 x 1	Yes	1 - 22	0.6 - 2.1	-1R5Y, -6R8M, 220M	Level 3	Yes
SRN3012BTA		3 x 3 x 1	Semi	0.22 - 47	0.65 - 6.2	-R22M, -5R6M, -330M	Level 3	Yes
SRN3012TA		3 x 3 x 1.2	Yes	1 - 22	0.61 - 2	-3R3M, -150M, -1R0Y	Level 3	Yes
SRN3015BTA		3 x 3 x 1.3	Semi	0.24 - 47	0.7 - 5	-R47M, -6R8M, -101M	Level 3	Yes
SRN3015TA		3 x 3 x 1.5	Yes	1 - 47	0.4 - 2.2	-2R2M, -100M, -330M	Level 3	Yes
SRN4012BTA		4 x 4 x 1.0	Semi	0.47 - 47	0.48 - 5	-R68M, -4R7M, -470M	Level 3	Yes
SRN4012TA		4 x 4 x 1.2	Yes	0.47 - 22	0.62 - 3.2	-2R2M, -150M, -R47M	Level 3	Yes
SRN4018BTA		4 x 4 x 1.6	Semi	0.47 - 100	0.42 - 6	-R56M, -6R8M, -680M	Level 3	Yes
SRN4018TA		4 x 4 x 1.8	Yes	1 - 150	0.27 - 3.2	-1R0M, -150M, -101M	Level 3	Yes
SRN5020TA		5 x 5 x 2	Yes	1 - 47	0.7 - 4.1	-1R0M, -220M, -6R8M	Level 3	Yes
SRN5040TA		5 x 5 x 4.1	Yes	0.6 - 100	0.72 - 8	-1R0M, -330M, -4R7M	Level 3	Yes
SRN6045HA		6 x 6 x 4.7	Semi	0.55 - 100	0.72 - 7	-R55Y, -4R7Y, -330M	Level 3	Yes
SRN6045TA		6 x 6 x 4.5	Yes	1 - 470	0.4 - 8	-1R0M, -220M, -221M	Level 3	Yes
SRN8040HA		7.9 x 8.15 x 4.2	Semi	0.5 - 100	1.3 - 15	-R50Y, -1R0M, -100M, -101M	Level 3	Yes
SRN8040TA		8 x 8 x 4.5	Yes	0.5 - 330	0.7 - 12	-1R0Y, -221M, -470M, -6R8M	Level 3	Yes
SRP1038A		11 x 10 x 3.8	Yes	0.22 - 47	3 - 35	-2R2Y, -150Y, -101Y	Level 3	Yes
SRP1038AA		10 x 11 x 3.8	Yes	0.15 - 47	3.5 - 44	-R56M, -3R3M, -470M	Level 3	Yes
SRP1038WA		11 x 10 x 3.8	Yes	0.22 - 47	3.6 - 34	-R56M, -3R3M, -470M	Level 3	Yes
SRP1040VA		11 x 10 x 3.8	Yes	0.47 - 47	3.5 - 27	-3R3M, -100M, -470M	Level 3	Yes
SRP1050WA		11 x 10 x 5.1	Yes	1 - 100	2.7 - 30	-1R0M, -8R2M, -150M	Level 3	Yes
SRP1238A		13.5 x 12.5 x 3.3	Yes	0.1 - 10	7 - 43	-1R0Y, -100M, -101M	Level 3	Yes
SRP1245A		13.5 x 12.5 x 4.8	Yes	0.33 - 18	7.5 - 42	-R33M, -2R2M, -100M	Level 3	Yes
SRP1265A		13.5 x 12.5 x 6.2	Yes	0.15 - 68	6.5 - 55	-R33M, -1R5M, -680M	Level 3	Yes
SRP1265WA		13.6 x 12.6 x 6.2	Yes	0.68 - 47	5.2 - 36.5	-R68M, -5R6M, -220M	Level 3	Yes
SRP1770TA		17.3 x 16.9 x 6.7	Yes	1 - 100	5.3 - 52	-330M, -331M, -681M	Level 3	Yes
SRP2010TMA		2.0 x 1.6 x 0.8	Yes	0.24 - 2.2	2.3 - 6.5	-R33M, -1R0M, -2R2M	Level 3	Yes
SRP2012TMA		2.0 x 1.6 x 1.0	Yes	0.22 - 2.2	2.5 - 7.0	-R47M, -1R0M, -2R2M	Level 3	Yes
SRP2313AA		23.5 x 22 x 12.6	Yes	1.5 - 68	21 - 57	-1R5M, -6R8M, -330M	Level 3	Yes
SRP2510A		2.5 x 2 x 1	Yes	0.22 - 4.7	1.36 - 5.9	-R47M, -1R0M, -4R7M	Level 3	Yes
SRP2510TMA		2.5 x 2.0 x 0.8	Yes	0.22 - 2.2	2.8 - 7.2	-R22M, -1R5M, -2R2M	Level 3	Yes
SRP2512A		2.5 x 2 x 1.2	Yes	0.47 - 4.7	1.55 - 4.6	-R47M, -1R0M, -4R7M	Level 3	Yes
SRP2512TMA		2.5 x 2.0 x 1.0	Yes	0.24 - 2.2	3.1 - 7.3	-R47M, -1R0M, -2R2M	Level 3	Yes


















Power Inductors

Model	Photo	Size (mm)	Shielded	Inductance Range (μH)	Current Range (A)	AEC-Q200 Compliant	PPAP Documentation	IATF 16949 Factory
SRP3012TA		3.5 x 3.2 x 1.2	Yes	0.15 - 10	1 - 10	-1R0M, -100M, -R33M	Level 3	Yes
SRP3020TA		3.5 x 3.2 x 2	Yes	0.1 - 10	1.4 - 10.5	-2R2M, -6R8M, -R33M	Level 3	Yes
SRP3212A		3.2 x 2.5 x 1.0	Yes	0.33 - 4.7	2.2 - 8.5	-R33M, -1R5M, -2R2M, -4R7M	Level 3	Yes
SRP4012TA		4.45 x 4 x 1	Yes	0.1 - 10	1.3 - 11.5	-1R0M, -4R7M, -100M	Level 3	Yes
SRP4018FA		4.1 x 4.1 x 1.8	Yes	0.33 - 1.2	9.5 - 15	-R47M, -R68M, -1R2M	Level 3	Yes
SRP4020FA		4.1 x 4.1 x 1.9	Yes	0.47 - 4.7	5.1 - 13.2	-R68M, -1R2M, -4R7M	Level 3	Yes
SRP4020TA		4.45 x 4 x 1.8	Yes	0.1 - 22	1.2 - 12	-R47M, -2R2M, -100M	Level 3	Yes
SRP4030FA		4.1 x 4.1 x 2.8	Yes	0.9 - 6.8	4 - 11.2	-R90M, -3R3M, -6R8M	Level 3	Yes
SRP5015TA		5.7 x 5.2 x 1.3	Yes	0.15 - 22	1.2 - 16	-R47M, -3R3M, -100M	Level 3	Yes
SRP5020TA		5.7 x 5.2 x 1.8	Yes	0.33 - 10	2.3 - 12	-R47M, -2R2M, -100M	Level 3	Yes
SRP5030CA		5.5 x 5.3 x 2.9	Yes	0.15 - 4.7	5.9 - 22.2	-R33M, -1R2M, -4R7M	Level 3	Yes
SRP5030TA		5.7 x 5.2 x 2.8	Yes	0.33 - 10	2.75 - 14	-R47M, -2R2M, -100M	Level 3	Yes
SRP5030WA		7.1 x 6.6 x 2.8	Yes	0.68 - 22	2.2 - 12	-R68M, -3R3M, -150M, -220M	Level 3	Yes
SRP5050FA		5.5 x 5.3 x 4.8	Yes	5.6 - 8.2	0.18 - 4.5	-5R6M, -8R2M, -220M1	Level 3	Yes
SRP6030CA		6.6 x 6.4 x 2.9	Yes	0.18 - 4.5	7 - 32	-R33M, -1R2M, -3R3M	Level 3	Yes
SRP6030WA		5.5 x 5.25 x 2.8	Yes	0.47 - 22	2.9 - 19	-R47M, -4R7M, -220M	Level 3	Yes
SRP6030VA		7.1 x 6.6 x 2.8	Yes	0.47 - 22	3.4 - 20	-R68M, -4R7M, -150M	Level 3	Yes
SRP6050CA		6.6 x 6.4 x 4.8	Yes	1 - 4.7	8.5 - 20	-1R0M, -2R2M, -4R7M	Level 3	Yes
SRP6060FA		6.6 x 6.4 x 5.8	Yes	2.2 - 22	5 - 14	-4R7M, -100M, -220M	Level 3	Yes
SRP7020TA		7 x 6.6 x 1.8	Yes	0.1 - 10	2.8 - 21	-R33M, -1R0M, -100M	Level 3	Yes
SRP7028A		7.3 x 6.6 x 2.8	Yes	0.15 - 33	2 - 27	-R33M, -2R2M, -100M	Level 3	Yes
SRP7028AA		6.6 x 7.1 x 2.8	Yes	0.15 - 22	2.5 - 30	-R33M, -2R2M, -100M	Level 3	Yes
SRP7030CA		7.8 x 7.6 x 2.9	Yes	1 - 8.2	5.9 - 21.8	-1R0M, -3R3M, -6R8M	Level 3	Yes
SRP7050AA		6.6 x 7.3 x 4.8	Yes	0.47 - 47	2.6 - 22	-1R0M, -3R3M, -6R8M	Level 3	Yes
SRP7050TA		7.3 x 6.6 x 4.8	Yes	0.33 - 68	1.2 - 25	-R33M, -1R5M, -680M	Level 3	Yes
SRP7050WA		7.9 x 7.3 x 5.2	Yes	1 - 100	2.2 - 20	-1R5M, -3R3M, -680M	Level 3	Yes
SRP8540A		8.8 x 8.4 x 3.8	Yes	0.22 - 22	3.9 - 31	-R22M, -3R3M, -220M	Level 3	Yes
SRR0735HA		7.3 x 7.3 x 3.5	Yes	10 - 680	0.21 - 2.1	-100M, -330M, -101M, -102M	Level 3	Yes
SRR0745HA		7.3 x 7.3 x 4.5	Yes	10 - 1000	0.2 - 2.1	-100M, -101M, -102M	Level 3	Yes
SRR1050HA		10 x 10.2 x 7.8	Yes	0.68 - 470	0.6 - 9.5	-R22M, -3R3M, -220M	Level 3	Yes
SRR3818A		3.8 x 3.8 x 1.8	Yes	1 - 100	0.34 - 3.6	-2R2Y, -3R3Y, -100M	Level 3	Yes
SRR4818A		4.8 x 4.8 x 1.8	Yes	1 - 47	0.75 - 5.1	-1R0Y, -100M, -220M	Level 3	Yes
SRR4828A		4.8 x 4.8 x 2.8	Yes	1.2 - 220	0.5 - 5	-1R2Y, -220M, -470M, -221M	Level 3	Yes
SRR1210A		12 x 12 x 10	Yes	1 - 1000	0.75 - 11	-1R0Y, -101M, -102M	Level 3	Yes
SRR5228A		5.2 x 5.2 x 3.2	Yes	1.2 - 1000	0.21 - 5.2	-1R2Y, -101M, -102M	Level 3	Yes
SRR5828A		5.8 x 5.8 x 3.2	Yes	2.6 - 1000	0.21 - 4.5	-2R6Y, -150M, -180M, -681M, -102M	Level 3	Yes
SRU1028A		10 x 10 x 2.8	Yes	1 - 150	0.6 - 7	-100Y, -220Y, -330Y	Level 3	Yes
SRU1038A		10 x 10 x 3.8	Yes	1.5 - 330	0.55 - 7.2	-3R5Y, -330Y, -101Y	Level 3	Yes
SRU1048A		10 x 10 x 4.8	Yes	1.5 - 330	0.65 - 7	-R47M, -2R2M, -100M	Level 3	Yes
SRU1063A		10 x 10 x 6.8	Yes	4.7 - 100	1.1 - 5.5	-4R7Y, -220M, -680M	Level 3	Yes
SRU3028A		3.5 x 3.3 x 2.8	Yes	10 - 33	0.47 - 0.72	-100Y, -220Y, -330Y	Level 3	Yes
SRU5028A		5.2 x 5.2 x 2.8	Yes	1.2 - 100	0.47 - 3.5	-2R2Y, -150Y, -101Y	Level 3	Yes
SRU6025A		6.2 x 6.5 x 2.5	Yes	1.2 - 220	0.42 - 4	-2R2Y, -220Y, -221Y	Level 3	Yes
SRU8028A		8 x 8 x 2.8	Yes	2.5 - 100	0.75 - 4.5	-6R8Y, -220Y, -101Y	Level 3	Yes
SRU8045A		8 x 8 x 4.8	Yes	3.5 - 100	1 - 5	-6R2Y, -330M, -101M	Level 3	Yes




Common Mode Chip Inductors

Model	Photo	Size (mm)	Inductance Range (Ohms)	Inductance Range (μ H)	Current Range (A)	AEC-Q200 Compliant	PPAP Documentation	IATF 16949 Factory
SRF2012AA		2 x 1.2 x 1.2	67 - 360	300 - 400	0.25 - 0.5	-670Y, -161Y, -361Y	Level 3	Yes
SRF2012-801YA		2 x 1.2 x 1.2	800	—	0.3	-801YA	Level 3	Yes
SRF2012-900YA		2 x 1.2 x 1.2	90	—	0.3	-901YA	Level 3	Yes
SRF3216A		3.2 x 1.6 x 2	90 - 2200	200 - 400	0.3 - 1.2	-900Y, -261Y, -222Y	Level 3	Yes
SRF3225TABG		3.3 x 2.5 x 2.5	—	100	0.1	-101Y	Level 3	Yes
SRF3225TABM		3.3 x 2.5 x 2.5	—	200	0.07	-201Y	Level 3	Yes
SRF3225TAC		3.2 x 2.5 x 2.5	—	11 - 100	0.15 - 0.3	-110Y, -220Y, -510Y, -101Y	Level 3	Yes
SRF3225TAFD		3.3 x 2.5 x 2.5	—	100	0.15	-101Y	Level 3	Yes
SRF4530A		4.5 x 3.2 x 3	—	11 - 100	0.20 - 0.36	-110Y, -220Y, -101Y	Level 3	Yes
SRF4530AG-201Y		4.5 x 3.2 x 3	—	200	0.1	-201Y	Level 3	Yes
SRF4532TA		4.5 x 3.2 x 2.8	—	0.35 - 10	0.9 - 4	-282Y, -601Y, -900Y	Level 3	Yes
















Transformers

Model	Photo	Size (mm)	AEC-Q200 Compliant	PPAP Documentation	IATF 16949 Factory
BA60951CS		13.6 x 10.5 x 5.97	Yes	Level 3	Yes
HCTSM110103HAL		19.6 x 13.5 x 9.6	Yes	Level 3	Yes
HCT8xxxxEAL		15.2 x 10.6 x 8.0	Yes	Level 3	Yes
HVMA03F4A-LP8S		17.2 x 12.8 x 10	Yes	Level 3	Yes
SM453229A-381N7Y		4.7 x 3.3 x 2.9	Yes	Level 3	Yes
SM91071AL		12.8 x 9.5 x 5.65	Yes	Level 3	Yes
SM91072AL		12.8 x 9.5 x 5.65	Yes	Level 3	Yes
SM91073AL		12.8 x 9.5 x 5.65	Yes	Level 3	Yes
SM91074AL		12.8 x 9.5 x 5.65	Yes	Level 3	Yes
SM91501AL		14.8 x 14.73 x 5	Yes	Level 3	Yes
SM91501ALO		14.8 x 14.7 x 5	Yes	Level 3	Yes
SM91502ALA		7.6 x 8.9 x 5.7	Yes	Level 3	Yes
SM91509AL		14.81 x 14.73 x 5	Yes	Level 3	Yes
SM91514AL		7.6 x 8.9 x 5.7	Yes	Level 3	Yes
SM91525AL		8.38 x 10.5 x 4.95	Yes	Level 3	Yes
SM91534AL		12.5 x 31.5 x 9.5	Yes	Level 3	Yes
SM91536AL		16.4 x 10.4 x 8.4	Yes	Level 3	Yes
SM91542AL		7.62 x 8.89 x 5.72	Yes	Level 3	Yes
SM91801AL		8.5 x 14 x 5.5	Yes	Level 3	Yes
SM91806AL		8.5 x 17.4 x 5.5	Yes	Level 3	Yes
SM91872AL		17.4 x 10.6 x 8.1	Yes	Level 3	Yes






Chip Inductors

Model	Photo	Size (mm)	Inductance Range (μ H)	Current Range (A)	AEC-Q200 Compliant	PPAP Documentation	IATF 16949 Factory
CC322522A		3.2 x 2.9 x 2.4	1 - 100	0.18 - 1.45	-4R7K, -101K, -470K	Level 3	Yes
CC453232A		4.5 x 3.2 x 3.2	1 - 1000	0.09 - 2.30	-330KL, -101KL -102KL	Level 3	Yes
CWP3230A		3.2 x 2.5 x 3.0	2.2 - 47	0.5 - 1.9	-2R2M, -100M, -470M	Level 3	Yes













Transient Voltage Suppressor (TVS) Diodes

Model	Photo	Package	Size	P_{pp} (W)		V_{RWM} (V)	AEC-Q101 Compliant	PPAP Documentation	IATF 16949 Factory
				8/20 μ s	10/1000 μ s				
5.0SMDJ-Q		DO-214AB (SMC)	7.9 mm x 5.9 mm		5000	5 - 170	Yes	Level 3	Yes
15KPA-SD-Q		DO-218	15.5 mm x 10.0 mm		15000	16 - 66	Yes	Level 3	Yes
CDSOD323-TxxS-Q		SOD-323	Various		500	5 - 18	Yes	Level 3	Yes
CDSOD323-T12C-DSLQ		SOD-323	2.5 mm x 1.3 mm	350		12	Yes	Level 3	Yes
CDSOD323-T24C-DSLQ		SOD-323	2.5 mm x 1.3 mm	350		24	Yes	Level 3	Yes
CDSOT23-T03-Q ~ T15C-Q		SOT-23	2.9 mm x 2.3 mm	500		3.3 / 8 / 15	Yes	Level 3	Yes
CDSOT23-T24CAN-Q		SOT-23	2.9 mm x 2.3 mm	200		24	Yes	Level 3	Yes
SM85-Q		DO-218	15.5 mm x 10.0 mm		6000	16 - 43	Yes	Level 3	Yes
SM85F-Q		DFN	10.5 mm x 8.1 mm		7000	24 - 36	Yes	Level 3	Yes
SMA6J-Q		DO-214AC (SMA)	5.1 mm x 2.3 mm		600	5 - 130	Yes	Level 3	Yes
SMAJ-Q / P4SMA-Q		DO-214AC (SMA)	5.1 mm x 2.3 mm		400	5 - 220	Yes	Level 3	Yes
SMBJ-Q / P6SMB-Q		DO-214AA (SMB)	5.4 mm x 3.6 mm		600	5 - 220 / 5.8 - 214	Yes	Level 3	Yes
SMCJ-Q / 1.5SMC-Q		DO-214AB (SMC)	7.9 mm x 5.9 mm		1500	5 - 120 / 5.8 - 111	Yes	Level 3	Yes
SMLJ-Q		DO-214AB (SMC)	7.9 mm x 5.9 mm		3000	12 - 58	Yes	Level 3	Yes
SMF4L-Q		SOD-123F	3.70 mm x 1.65 mm		600	12 - 58	Yes	Level 3	Yes


Varistor Products

Model	Photo	Size (EIA, mm)	Peak Single Pulse Current 8/20 μ s (A)	Operating Temperature ($^{\circ}$ C)	AEC-Q200 Compliant	PPAP Documentation	IATF 16949 Factory
AVHT-SMD		0805, 1206, 1812, 2220, 3225	200 - 2000	-55 - +150	Yes	Level 3	Yes
AV-TH		602, 802, 902, 1103	400 - 2000	-55 - +125	Yes	Level 3	Yes
AV-SMD		0805, 1206, 1812, 2220, 3225	200 - 2000	-55 - +125	Yes	Level 3	Yes
BVRA		0402, 0603, 0805, 1206	10 ~ 200	-40 - +125	Yes	Level 3	Yes
OV		9, 12	800, 1200	-55 - +125	Yes	Level 3	Yes











Multifuse® PPTC Resettable Fuses

Model	Photo	Size (EIA, mm)	Hold Current (A)	Max. Operating Voltage (V)	Max. Operating Current (A)	AEC-Q200 Compliant	PPAP Documentation	IATF 16949 Factory
MF-DC		Custom	Custom	16	50	Yes	Level 3	Yes
MF-LSMF		2920, 7555	1.85 - 4.0	6 - 33	20 - 40	Yes	Level 3	Yes
MF-MSMF		1812, 4532	0.1 - 2.6	6 - 60	10 - 100	Yes	Level 3	Yes
MF-MSHT		1812	0.20 - 1.75	9 - 42	40	Yes	Level 3	Yes
MF-NSHT		1206, 3216	0.10 - 0.75	12 - 30	20 - 40	Yes	Level 3	Yes
MF-NSMF		1206, 3216	0.12 - 2.0	6 - 30	10 - 100	Yes	Level 3	Yes
MF-PSHT		0805, 2012	0.05 - 0.50	12 - 16	40	Yes	Level 3	Yes
MF-RG		Various	3.0 - 11.0	16	100	Yes	Level 3	Yes
MF-RHT		Various	0.50 - 13.0	16 - 32	40, 100	Yes	Level 3	Yes
MF-SMHT		3425, 8763 / 2920, 7555	1.36, 1.6	16	100	Yes	Level 3	Yes
MF-USHT		1210, 3225	0.10 - 1.50	12 - 30	20 - 40	Yes	Level 3	Yes
MF-USMF		1210, 3225	.05 - 1.75	6 - 30	10 - 40	Yes	Level 3	Yes



POWrFuse™ High-Power Fuses

Model	Photo	Dimensions (mm)	Rated Current (A)	Rated Voltage	Interrupting Rating	Mounting Type	Compliant Standard	PPAP Documentation
PF-K		10 dia. x 38	30-50 A	275 VAC 500 VDC	10 kA @ 275 VAC 20 kA @ 500 VDC 10 kA @ 450 VDC	Bolt PCB	ISO8820-8	Yes



SinglFuse™ SMD Fuses*

Model	Photo	Size (EIA, mm)	Rated Current (A)	Rated Voltage (V)	Operating Temperature (°C)	AEC-Q200 Compliant	PPAP Documentation	IATF 16949 Factory
SF-0603HIA-M		0603, 1608	1 - 5	32	-55 - +125	Yes	Level 3	Yes
SF-0603SA-M		0603, 1608	0.5 - 8	24 - 65	-55 - +150	Yes	Level 3	Yes
SF-0603SPA-R		0603, 1608	1 - 8	63	-55 - +150	Yes	Level 3	Yes
SF-1206HHA-R		1206, 3216	8 - 30	50	-55 - +125	Yes	Level 3	Yes
SF-1206HIA-M		1206, 3216	0.5 - 6	24 - 65	-55 - +150	Yes	Level 3	Yes
SF-1206SA-M		1206, 3216	0.5 - 5	65	-55 - +150	Yes	Level 3	Yes
SF-1206SA-R		1206, 3216	10 - 20	32	-55 - +150	Yes	Level 3	Yes
SF-1206SA-W		1206, 3216	1.5 - 15	32 - 110	-55 - +125	Yes	Level 3	Yes
SF-2410FA-W		2410, 6125	1 - 10	125 - 250	-55 - +125	Yes	Level 3	Yes
SF-2410FPA-W		2410, 6125	12 - 20	65	-55 - +125	Yes	Level 3	Yes

TBU® High-Speed Protectors

Model	Photo	Size (mm)	V _{imp}	V _{rms}	AEC-Q101 Compliant	PPAP Documentation	IATF 16949 Factory
TBU-CA-Q		6.5 mm x 4 mm	250 - 850 V	100 - 425 V	Yes	Level 3	Yes
TBU-DB-Q		6.5 mm x 5.5 mm	550 V	100 V	Yes	Level 3	Yes

ChipGuard® ESD Suppressors

Model	Photo	Size (mm)	V _{rms}	AEC-Q101 Compliant	PPAP Documentation	IATF 16949 Factory
CGA0805MLA		0805	14 - 20	Yes	Level 3	Yes
CGAMLC		0402, 0603	—	Yes	Level 3	Yes

*Meets Bourns internal AEC-Q200 equivalent test plan.

Worldwide Sales/Representative Offices

Country/Region	Phone	Email
Americas:	+1-951-781-5500	americus@bourns.com
Brazil:	+55 11 5505 0601	americus@bourns.com
China:	+86 21 64821250	asiacus@bourns.com
Europe, Middle East, Africa:	+36 88 885 877	eurocus@bourns.com
Japan:	+81 49 269 3204	asiacus@bourns.com
Korea:	+82 70 4036 7730	asiacus@bourns.com
Mexico:	+52 614 478 0400	mexicus@bourns.com
Singapore:	+65 6348 7227	asiacus@bourns.com
Taiwan:	+886 2 25624117	asiacus@bourns.com
Other Asia-Pacific Countries:	+886 2 25624117	asiacus@bourns.com

Technical Assistance

Region	Phone	Email
Asia-Pacific:	+886 2 25624117	techweb@bourns.com
Europe, Middle East, Africa:	+36 88 885 877	eurotech@bourns.com
Americas:	+1-951-781-5500	techweb@bourns.com

Export Control Inquiry

Email

US_exportcontrol@bourns.com

All Export Control, including BIS and ITAR subject inquiries, must be directed to US persons only. For quotes or information regarding US Export Control products or applications, please send to US_exportcontrol@bourns.com.

Bourns® products are available through an extensive network of manufacturer's representatives, agents and distributors. To obtain technical applications assistance, a quotation, or to place an order, contact a Bourns representative in your area.

Specifications subject to change without notice. Actual performance in specific customer applications may differ due to the influence of other variables. Customers should verify actual device performance in their specific applications. The products described herein and this document are subject to specific legal disclaimers as set forth on the last page of this document, and at www.bourns.com/docs/legal/disclaimer.pdf.

www.bourns.com

BOURNS®

COPYRIGHT© 2024, BOURNS, INC. • LITHO IN U.S.A. • MIME0 • 11/24 • e/K2407
"Bourns", "ChipGuard" and "Multifuse" are registered trademarks of Bourns, Inc. in the U.S. and other countries. "SinglFuse" is a trademark of Bourns, Inc. in the U.S. and other countries.

