



Features

- Four resistance-matched PTCs in a ceramic housing
- Aids compliance with:
 - ITU-T K.20/21/45
 - Telcordia GR-1089-CORE
 - UL 60950, 3rd Ed.
- Narrow resistance tolerance
- RoHS compliant*



This series is obsolete.

Applications

Used as a secondary overcurrent protection device in:

- Customer Premise Equipment (CPE)
- Central Office (CO)
- Access equipment

CMF-RQ Series - Telecom CPTC Resettable Fuses

Electrical Characteristics

Model	Induction Voltage Withstand	Rated Voltage	Rated Resistance (RN)		Resistance Matching in Housing	Hold Current	Hold Current	Trip Current	I _{max} @ 230 VAC	Time to Trip @ I _{max} / 230 VAC
	VAC	Volts	Ohms	Tolerance	Ohms	Amps @ 25 °C	Amps @ 40 °C	Amps @ 25 °C	Amps	Seconds
CMF-RQ50	600	230	50	±20 %	± 0.5	0.09	0.06	0.19	3.0	< 0.1
CMF-RQ50-10	600	230	50	±10 %	± 0.5	0.09	0.06	0.19	3.0	< 0.1

Test Procedures And Requirements For Model CMF-RQ Series

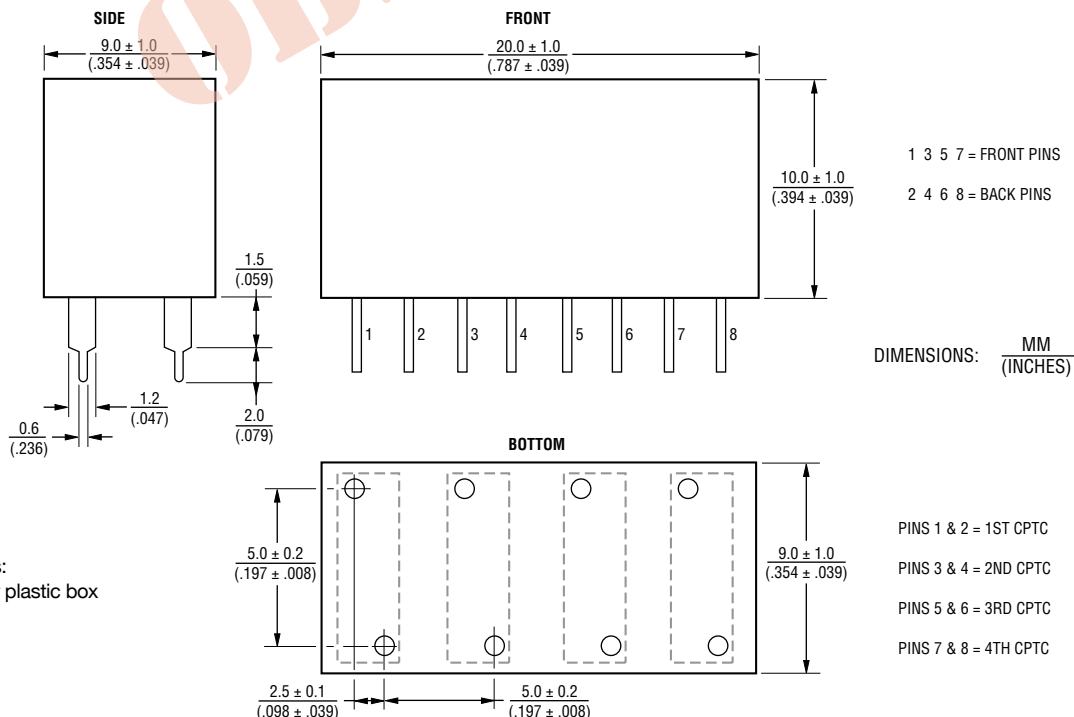
Test	Primary Protection	Test Condition	Requirements
Mains Power Contact - ITU-T K.20, K.21.....	None	230 V rms, 10 ohms, 15 Min.	(Ri-Rf) / Ri < ±10 %
Power Induction - ITU-T K.20, K.21	None	600V rms, 600 ohms, 0.2 seconds, 10 cycles, every 1 Min.	(Ri-Rf) / Ri < ±10 %
Power Induction - ITU-T K.20, K.21	GDT.....	600 V rms, 600 ohms, 1 second, 10 cycles, every 1 Min.	(Ri-Rf) / Ri < ±10 %
Power Induction - ITU-T K.20, K.21	GDT.....	600 V rms, 200 ohms, 1 second, 10 cycles, every 1 Min.	(Ri-Rf) / Ri < ±10 %
Lightning Surge - ITU-T K.20, K.21	10/700 μs, 25 ohms, 1.0 kV, 10 Tests, every 1 Min.	(Ri-Rf) / Ri < ±10 %
Lightning Surge	10/1000 μs, 40 ohms, 1.0 kV, 30 Tests, every 3 Min.	(Ri-Rf) / Ri < ±10 %
Overvoltage Withstand.....	300 V, 3 A, 4 Hours, 1 Time	(Ri-Rf) / Ri < ±10 %
Failure Mode.....	300 V, RL=0, 60 Min.	**

Ri = R initial

Rf = R final

** Circuit disconnected or high resistance is acceptable.

Product Dimensions



Packaging options:
BULK: 56 pcs. per plastic box

*RoHS Directive 2002/95/EC Jan 27 2003 including Annex.

Specifications are subject to change without notice.

Users should verify actual device performance in their specific applications.

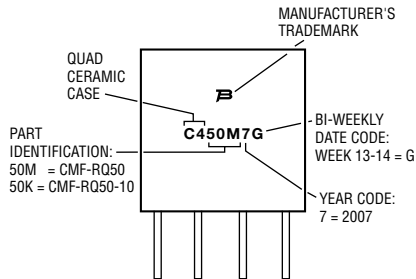
The products described herein and this document are subject to specific legal disclaimers as set forth on the last page of this document, and at www.bourns.com/docs/legal/disclaimer.pdf.

CMF-RQ Series - Telecom CPTC Resettable Fuses

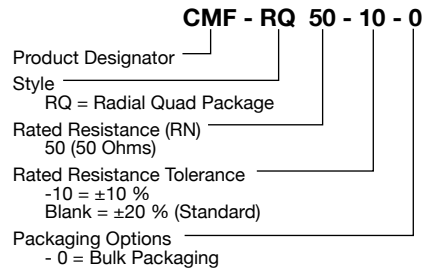
BOURNS®

Typical Part Marking

Represents total content. Layout may vary.



How to Order



OBSOLETE

CMF-RQ SERIES, REV. C, 10/19

Specifications are subject to change without notice.

Users should verify actual device performance in their specific applications.

The products described herein and this document are subject to specific legal disclaimers as set forth on the last page of this document, and at www.bourns.com/docs/legal/disclaimer.pdf.