

Multilayer Chip Inductors



Model PM0402 Series is obsolete and not recommended for new designs. Model C1100505 is preferred.

Special Features

- Monolithic construction provides high reliability
- High Q characteristic
- High frequency application
- Ceramic material construction provides very stable electrical characteristics
- Operating temperature -25 to +105 °C
- Tape & reel packaged 10,000/reel

Typical Applications

- Small cellular phones
- PDAs
- Pagers
- Handheld organizers
- High-frequency wireless communication devices
- Notebook computers
- Printers
- Network cards
- Industrial electronics
- Entertainment electronic devices

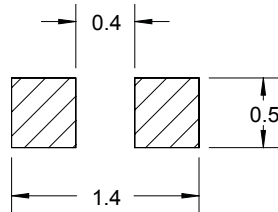
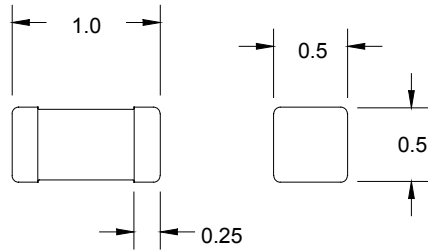
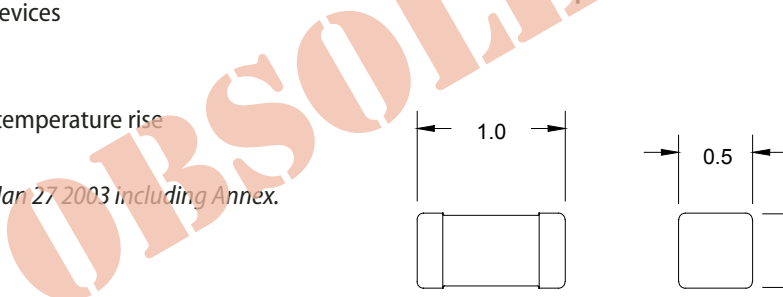
Notes

* Current to cause 20 °C of temperature rise

† RoHS Directive 2002/95/EC Jan 27 2003 including Annex.

PM0402 Series							
Part Number	L (nH) ±0.3nH @ 100MHz	Q Typ. @ 100MHz	Q Typ. @ 800MHz	SRF (MHz) Typ.	DCR (Ω) Max.	I _{DC} * (mA)*	Bourns Equivalent
PM0402-1N0-RC	1.0	9	32	12000	0.12	300	
PM0402-1N2-RC	1.2	9	32	12000	0.12	300	
PM0402-1N5-RC	1.5	10	32	12000	0.13	300	
PM0402-1N8-RC	1.8	10	29	10000	0.14	300	
PM0402-2N2-RC	2.2	10	28	9000	0.16	300	
PM0402-2N7-RC	2.7	10	28	8000	0.17	300	
PM0402-3N3-RC	3.3	10	27	7000	0.19	300	
PM0402-3N9-RC	3.9	10	27	6000	0.22	300	
PM0402-4N7-RC	4.7	10	27	5000	0.24	300	
PM0402-5N6-RC	5.6	10	27	4700	0.27	300	
	±5 %						
PM0402-6N8J-RC	6.8	10	27	4500	0.32	250	C1100505
PM0402-8N2J-RC	8.2	10	28	3900	0.37	250	
PM0402-10NJ-RC	10	10	28	3300	0.42	250	
PM0402-12NJ-RC	12	10	30	2900	0.50	250	
PM0402-15NJ-RC	15	10	28	2500	0.55	250	
PM0402-18NJ-RC	18	10	28	2100	0.65	200	
PM0402-22NJ-RC	22	10	28	1800	0.80	200	
PM0402-27NJ-RC	27	10	27	1600	0.90	200	
PM0402-33NJ-RC	33	11	25	1300	1.0	200	
PM0402-39NJ-RC	39	11	24	1200	1.2	150	
PM0402-47NJ-RC	47	11	23	1000	1.3	150	
PM0402-56NJ-RC	56	11	21	750	1.4	150	

"-RC" suffix indicates RoHS compliance.



Pad Layout

Dimensions: mm
Tolerance: +/- 0.1