

## Features

- 3/8" Square / Single-Turn / Cermet Industrial / Sealed High Voltage Focus Control
- Designed for electrostatic focus control applications on monochrome or color CRTs
- Rated at 1 KV D.C. and 600 VDC input voltage



Model 3386-HV2 & 3386-HV3 are obsolete and not recommended for new designs.

- High stability cermet element
- Available with optional red knob
- For trimmer applications/processing guidelines, [click here](#)

## 3386-HV2/3386-HV3 - 3/8" Trimpot® Trimming Potentiometer

### Electrical Characteristics

Standard Resistance Range ..... 2.5 and 5 megohms  
 Resistance Tolerance ..... ±20 %  
 Contact Resistance Variation ..... 2 % max.  
 Adjustability  
 Voltage Divider ..... ±0.05 %  
 Rheostat ..... ±0.15 %  
 Resolution ..... Infinite  
 Insulation Resistance @ 1 KV D.C. .... 1,000 megohms min.  
 Dielectric Strength (5,000 foot altitude) ..... 1.5 KV A.C. min.  
 Adjustment Angle ..... 280° nom.

### Environmental Characteristics

HV2 Input Voltage  
 85 °C ..... (1K VDC max.)  
 125 °C ..... 0 watt  
 HV3 Input Voltage  
 85 °C ..... (600 VDC max.)  
 125 °C ..... 0 watt  
 Temperature Range ... -55 °C to +125 °C  
 Temperature Coefficient ... ±400 ppm/°C  
 Humidity ..... MIL-STD-202 Method 103  
 240 Hours (100 megohms min. IR)  
 Load Life  
 HV2 ..... 1,000 hours 1 KVDC  
 60 °C, 90 % R.H. (3 % max. ΔTR)  
 HV3 ..... 1,000 hours 600 VDC  
 60 °C, 90 % R.H. (3 % max. ΔTR)  
 Voltage Breakdown  
 (5,000 foot altitude) ..... 1.5 KV min.  
 Seal Test ..... 85 °C Fluorinert†  
 Vibration ..... No discontinuity 30 G  
 Shock ..... No discontinuity 100 G  
 Rotational Life ..... 200 cycles min.

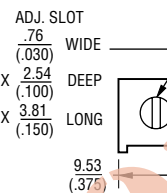
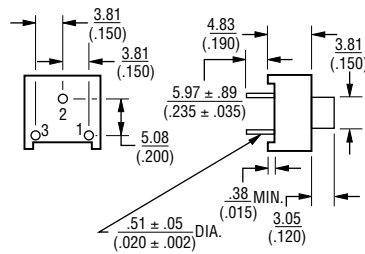
### Physical Characteristics

Mechanical Angle ..... 310° nom.  
 Torque ..... 5.0 oz-in. max.  
 Stop Strength ..... 15.0 oz-in. min.  
 Terminals ..... Solderable pins  
 Weight ..... 0.04 oz.  
 Marking ..... Manufacturer's trademark, resistance code, wiring diagram, date code, manufacturer's model number and style  
 Flammability ..... U.L. 94V-0  
 Standard Packaging ..... 50 pcs. per tube  
 Adjustment Tool ..... H-90

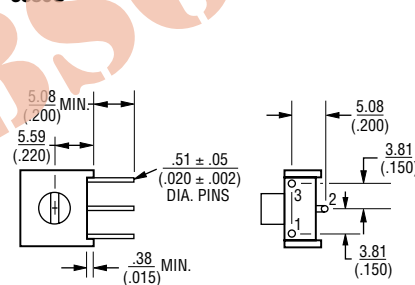
### Product Dimensions

#### 3386N

#### Common Dimensions

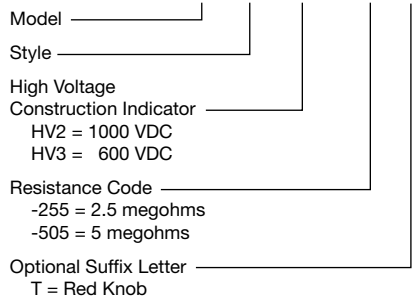


#### 3386U

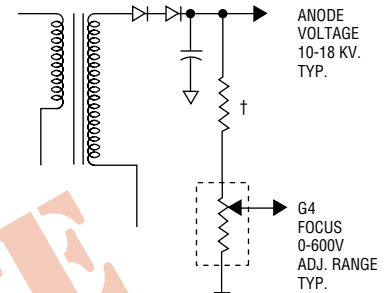


### How To Order

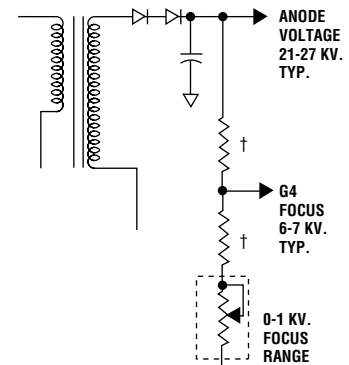
#### 3386 N - HV2 - 505 T



### Typical Focus Control Circuits

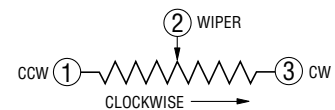


MONOCHROME  
 † VALUES DETERMINED BY CIRCUIT VOLTAGES



3386N-HV2-505  
 or  
 3386U-HV2-505

### COLOR



DIMENSIONS:  $\frac{\text{MM}}{\text{(INCHES)}}$   
 TOLERANCES: ±  $\frac{0.25}{(.010)}$  EXCEPT WHERE NOTED

REV. 10/11

"Trimpot" is a registered trademark of Bourns, Inc.  
 †"Fluorinert" is a registered trademark of 3M Co.  
 Specifications are subject to change without notice.

Customers should verify actual device performance in their specific applications.