



Features

- Low capacitance
- Balanced TRIGARD®
- Common chamber, 3-element GDT protection
- Switch-Grade Fail-Short device for fire safety
- Reliability is improved by elimination of the air Back-Up-Gap (BUG)



This series is obsolete and not recommended for new designs.

2377-35-G Balanced Gas Tube Station Protector

Bourns® 2377-35-G protectors are ideal for economical protection of broadband telecom circuits at the subscriber premises against lightning surges, power-cross conditions and ground potential rises. Key features and benefits of this 356-style protector are:

- Low capacitance – Low loss on broadband applications.
- Balanced protection – superior protection and improved broadband performance compared to conventional dual 2-element GDT protectors.
- Switch-Grade Fail-Short device provides safer and more reliable thermal protection than solder pellet or burn through types of fail-short mechanisms.

The protector element consists of Bourns' own balanced, heavy-duty rated, 3-electrode Gas Discharge Tube (GDT). The GDT is UL Recognized to the "Gas Tube Seal Test Program", thus eliminating a key issue of conventional GDT protectors with Air-Back-Up protection. Contamination of the BUG is historically the most common failure mode in older protector styles. Proprietary advanced technology in the GDT design helps provide exceptional energy handling and a long life. A patented Switch-Grade Fail-Short mechanism provides an extra measure of safety against thermal overload. The GDT mechanism is housed in a fire-resistant body with binding posts for multiple wiring connections. The IDC version, with environmental sealant, provides additional ease of installation and protection against corrosion.

The 2377-35-G will fit Bourns and most manufacturers' network interface devices and can be used universally for POTS and broadband systems such as ADSL, ADSL2+, VDSL and VDSL2. It exceeds all CAT 5 requirements.

Characteristics

Test Methods per IEEE C62.31, UL 497, RUS PE-80, CSA C22.2, Telcordia GR 974 and 1361.

DC Breakdown	300-500 V
AC Breakdown.....	60 Hz 300-500 V
Impulse Breakdown.....	100 V/ μ s 625 V
	1000 V/ μ s 875 V
Insulation Resistance	100 Vdc > 1 G Ω
Insertion Loss	100 MHz Exceeds Category 5
Return Loss	100 MHz Exceeds Category 5
Capacitance Tip or Ring to Ground - Binding Post.....	1 MHz 3.5 pF typical
Capacitance Tip or Ring to Ground - IDC.....	1 MHz 7.5 pF typical
Impulse Reset ¹	52 V, 260 mA < 10 ms
	135 V, 200 mA < 10 ms
	150 V, 200 mA < 150 ms
Impulse Life Characteristics ³	10 A, 10/1000 μ s > 3000 operations
(Tip and Ring to Ground, Simultaneously)	100 A, 10/1000 μ s > 300 operations
	300 A, 10/1000 μ s > 100 operations
	500 A, 10/1000 μ s > 400 operations ²
	2,000 A, 10/250 μ s > 25 operations
	5,000 A, 20/100 μ s > 2 operations
	20,000 A, 8/20 μ s > 1 operation
AC Life Characteristics	0.5 A rms continuous > 30 seconds
(Tip and Ring to Ground, Simultaneously)	1 A rms, 1 second, 600 ft. cable > 60 operations
	1 A rms, 1 second, 1 mile cable > 60 operations
	10 A rms, 1 second > 5 operations
	65 A rms, 11 cycles > 1 operation ²
	120 A rms, 0.1 second 1 operation
High Current Capability and Thermal Operation	> 30 A rms, 15 min.
(Tip and Ring to Ground, Simultaneously)	
Storage and Operating Temperature	-55 to +85 °C
Moisture Sensitivity Level.....	1
ESD Classification (HBM)	N/A

Notes:

¹ Network applied.

² Per RUS PE-80.

³ Exceeds Telcordia (Bellcore) GR 1361.

Line to Line voltage is approximately 1.8 to 2 times the stated Line to Ground breakdown voltage.




WARNING Cancer and Reproductive Harm
www.P65Warnings.ca.gov

Specifications are subject to change without notice.

Users should verify actual device performance in their specific applications.

The products described herein and this document are subject to specific legal disclaimers as set forth on the last page of this document, and at www.bourns.com/docs/legal/disclaimer.pdf.

Features (Continued)

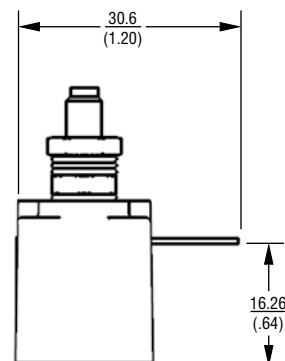
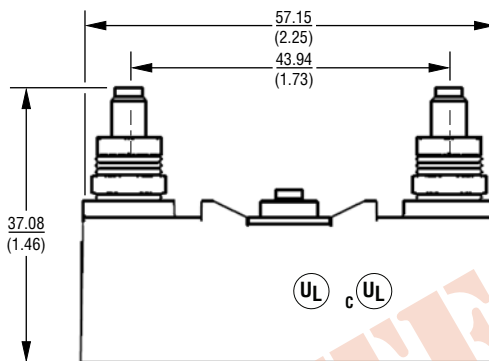
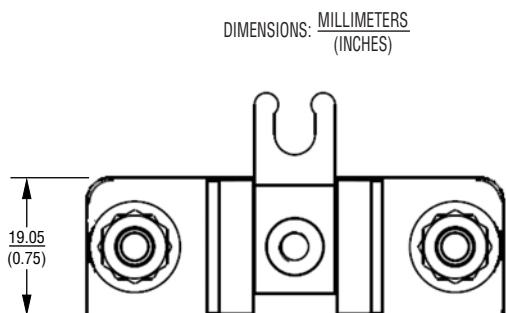
- Meets test requirements of Telcordia GR 974, GR1361, SR 5165 and RUS PE-80
- Telcordia Analysis report DA-1843
-  UL Listed per UL 497 (File: E53117)
- Rugged sealed construction
- Binding post or optional Insulation Displacement Connectors (IDCs)

2377-35-G Balanced Gas Tube Station Protector

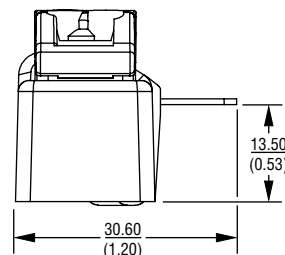
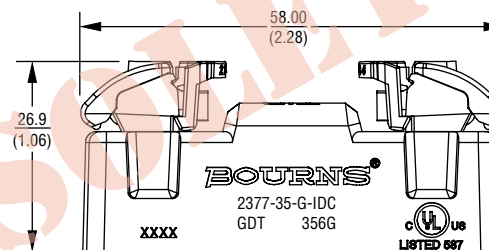
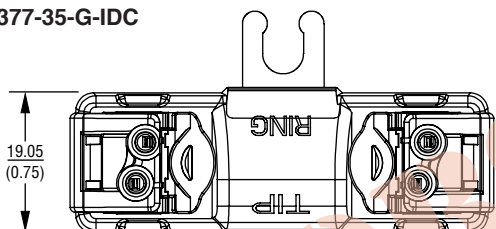
BOURNS®

Product Dimensions

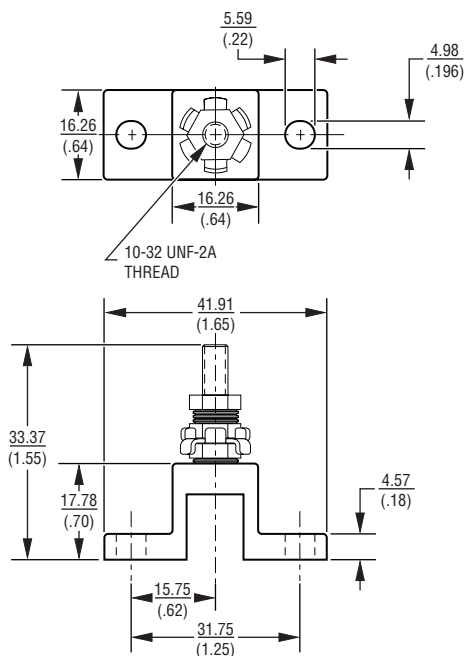
2377-35-G



2377-35-G-IDC



2372-02 Ground Mounting Stud (Order Separately)



How To Order

2377-35-G Binding Post Connectors
2377-35-G-IDC Insulation Displacement Connectors

Related Products



80052 Test Clip for IDC



80053 Insulation Tool for IDC

BOURNS®

Asia-Pacific: Tel: +886-2 2562-4117 • Fax: +886-2 2562-4116

EMEA: Tel: +36 88 885 877 • Fax: +36 88 520 211

The Americas: Tel: +1-951 781-5500 • Fax: +1-951 781-5700

www.bourns.com

REV. I 11/25

Specifications are subject to change without notice.

Users should verify actual device performance in their specific applications.

The products described herein and this document are subject to specific legal disclaimers as set forth on the last page of this document, and at www.bourns.com/docs/legal/disclaimer.pdf.

This legal disclaimer applies to purchasers and users of Bourns® products manufactured by or on behalf of Bourns, Inc. and its affiliates (collectively, "Bourns").

Unless otherwise expressly indicated in writing, Bourns® products and data sheets relating thereto are subject to change without notice. Users should check for and obtain the latest relevant information and verify that such information is current and complete before placing orders for Bourns® products.

The characteristics and parameters of a Bourns® product set forth in its data sheet are based on laboratory conditions, and statements regarding the suitability of products for certain types of applications are based on Bourns' knowledge of typical requirements in generic applications. The characteristics and parameters of a Bourns® product in a user application may vary from the data sheet characteristics and parameters due to (i) the combination of the Bourns® product with other components in the user's application, or (ii) the environment of the user application itself. The characteristics and parameters of a Bourns® product also can and do vary in different applications and actual performance may vary over time. Users should always verify the actual performance of the Bourns® product in their specific devices and applications, and make their own independent judgments regarding the amount of additional test margin to design into their device or application to compensate for differences between laboratory and real world conditions.

Unless Bourns has explicitly designated an individual Bourns® product as meeting the requirements of a particular industry standard (e.g., ISO/TS 16949) or a particular qualification (e.g., UL listed or recognized), Bourns is not responsible for any failure of an individual Bourns® product to meet the requirements of such industry standard or particular qualification. Users of Bourns® products are responsible for ensuring compliance with safety-related requirements and standards applicable to their devices or applications.

Bourns® products are not recommended, authorized or intended for use in nuclear, lifesaving, life-critical or life-sustaining applications, nor in any other applications where failure or malfunction may result in personal injury, death, or severe property or environmental damage. Unless expressly and specifically approved in writing by two authorized Bourns representatives on a case-by-case basis, use of any Bourns® products in such unauthorized applications might not be safe and thus is at the user's sole risk. Life-critical applications include devices identified by the U.S. Food and Drug Administration as Class III devices and generally equivalent classifications outside of the United States.

Bourns expressly identifies those Bourns® standard products that are suitable for use in automotive applications on such products' data sheets in the section entitled "Applications." Unless expressly and specifically approved in writing by two authorized Bourns representatives on a case-by-case basis, use of any other Bourns® standard products in an automotive application might not be safe and thus is not recommended, authorized or intended and is at the user's sole risk. If Bourns expressly identifies a sub-category of automotive application in the data sheet for its standard products (such as infotainment or lighting), such identification means that Bourns has reviewed its standard product and has determined that if such Bourns® standard product is considered for potential use in automotive applications, it should only be used in such sub-category of automotive applications. Any reference to Bourns® standard product in the data sheet as compliant with the AEC-Q standard or "automotive grade" does not by itself mean that Bourns has approved such product for use in an automotive application.

Bourns® standard products are not tested to comply with United States Federal Aviation Administration standards generally or any other generally equivalent governmental organization standard applicable to products designed or manufactured for use in aircraft or space applications. Bourns expressly identifies Bourns® standard products that are suitable for use in aircraft or space applications on such products' data sheets in the section entitled "Applications." Unless expressly and specifically approved in writing by two authorized Bourns representatives on a case-by-case basis, use of any other Bourns® standard product in an aircraft or space application might not be safe and thus is not recommended, authorized or intended and is at the user's sole risk.

The use and level of testing applicable to Bourns® custom products shall be negotiated on a case-by-case basis by Bourns and the user for which such Bourns® custom products are specially designed. Absent a written agreement between Bourns and the user regarding the use and level of such testing, the above provisions applicable to Bourns® standard products shall also apply to such Bourns® custom products.

Users shall not sell, transfer, export or re-export any Bourns® products or technology for use in activities which involve the design, development, production, use or stockpiling of nuclear, chemical or biological weapons or missiles, nor shall they use Bourns® products or technology in any facility which engages in activities relating to such devices. The foregoing restrictions apply to all uses and applications that violate national or international prohibitions, including embargos or international regulations. Further, Bourns® products and Bourns technology and technical data may not under any circumstance be exported or re-exported to countries subject to international sanctions or embargoes. Bourns® products may not, without prior authorization from Bourns and/or the U.S. Government, be resold, transferred, or re-exported to any party not eligible to receive U.S. commodities, software, and technical data.

To the maximum extent permitted by applicable law, Bourns disclaims (i) any and all liability for special, punitive, consequential, incidental or indirect damages or lost revenues or lost profits, and (ii) any and all implied warranties, including implied warranties of fitness for particular purpose, non-infringement and merchantability.

For your convenience, copies of this Legal Disclaimer Notice with German, Spanish, Japanese, Traditional Chinese and Simplified Chinese bilingual versions are available at:

Web Page: <http://www.bourns.com/legal/disclaimers-terms-and-policies>

PDF: <http://www.bourns.com/docs/Legal/disclaimer.pdf>