

BOURNS (DONGGUAN) ELECTRONICS CO., LTD

SPECIFICATION FOR APPROVAL

CUSTOMER: TI

AGENCY: -----

CUSTOMER P/N: ----- CUSTOMER REV.: -----

BOURNS P/N.: ----- BOURNS REV.: 01

PRODUCT NAME: INDUCTOR PROJECT No.: MAG-3001497

DESCRIPTION: PFC INDUCTOR

FILE No.: BD3RD-R3218 RELEASED DATE: 7-Dec-2023

| POSITION | SIGNATURE | DATE |
|---------------|---------------|------------|
| DE | Tom Cao | 7-Dec-2023 |
| ME | Yunyang Huang | 7-Dec-2023 |
| CHECKED | Alex Deng | 7-Dec-2023 |
| APPROVED | Xianming Tan | 7-Dec-2023 |
| BOURNS CACHET | | |

| SIGNATURE | |
|-----------------|--|
| NAME | |
| POSITION | |
| DATE | |
| CUSTOMER CACHET | |



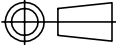
THESE DRAWINGS AND SPECIFICATIONS ARE THE PROPERTY OF BOURNS (DONGGUAN) ELECTRONICS CO., LTD AND SHALL NOT BE REPRODUCED OR USED AS THE BASIS FOR THE MANUFACTURE OR SALE OF APPARATUS OR DEVICES WITHOUT EXPRESS WRITTEN PERMISSION FROM BOURNS.

Address: No.3 Xisha Road, Xinan Area, Shijie Town, Dongguan City, Guangdong Province, China
Telephone: +86(769)8632-7771 Fax: +86(769)8632-7773

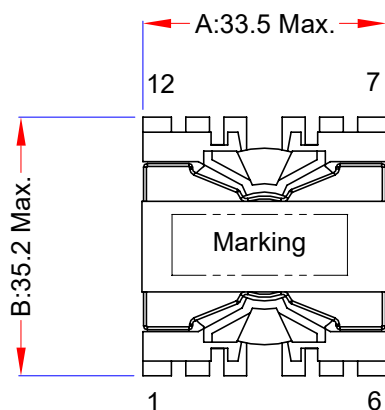
AMENDMENT RECORD

| Rev. | Reason For Change | Details | Approved by | Approved Date |
|------------------------|---------------------|---------|--------------|---------------|
| 01 | The First Submittal | --- | Xianming Tan | 7-Dec-2023 |
| <div>PRELIMINARY</div> | | | | |

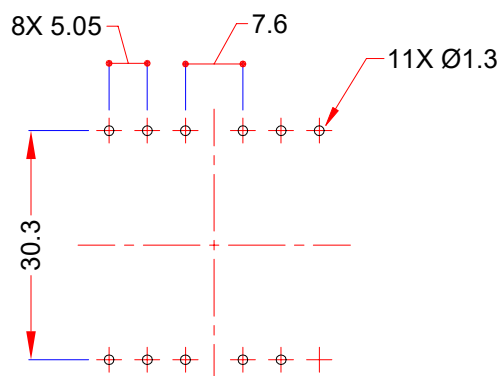
※ THESE DRAWINGS AND SPECIFICATIONS ARE THE PROPERTY OF BOURNS (DONGGUAN) ELECTRONICS CO., LTD AND SHALL NOT BE REPRODUCED OR USED AS THE BASIS FOR THE MANUFACTURE OR SALE OF APPARATUS OR DEVICES WITHOUT EXPRESS WRITTEN PERMISSION FROM BOURNS.

| | | | | |
|---|----------------|---|------------------------|---|
|  | | PRODUCT NAME: INDUCTOR | |  |
| BOURNS (DONGGUAN) ELECTRONICS CO., LTD | | | | |
| TOLERANCE <small>(UNLESS OTHERWISE SPECIFIED)</small> | SCALE: NTS. | PROJECT NO.: MAG-3001497 | CUSTOMER: TI | |
| 0<L<5:±0.1 5<L<16:±0.3 16<L<50:±0.5 | ANGLE: ±1° |  | CUSTOMER P/N: ----- | REV.: ----- |
| PAGE NO.: 1 OF 5 | | | BOURNS P/N: ----- | REV.: 01 |

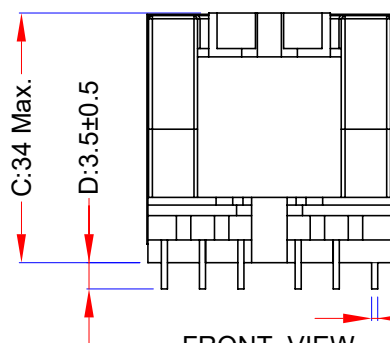
1. DIMENSIONS (mm):



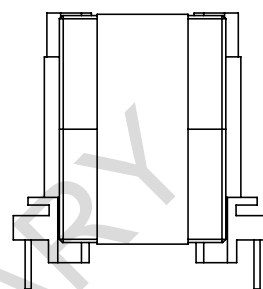
TOP VIEW



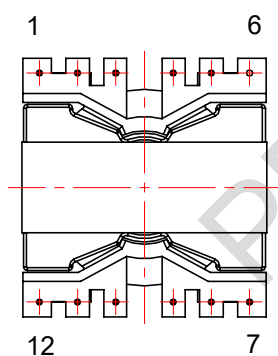
RECOMMENDED PCB LAYOUT (TOP VIEW)



FRONT VIEW



RIGHT VIEW



BOTTOM VIEW

REMARKS

Remove pin 6#

MARKING

BOURNS
BXXXXXXXX
YYWW X R

BXXXXXXXX --- Part number
YY --- Year
WW --- Week
X --- Day

| Day | Mon. | Tues. | Wed. | Thurs. | Fri. | Sat. | Sun. |
|------|------|-------|------|--------|------|------|------|
| Code | A | B | C | D | E | F | G |

R --- Revision

※ THESE DRAWINGS AND SPECIFICATIONS ARE THE PROPERTY OF BOURNS (DONGGUAN) ELECTRONICS CO., LTD AND SHALL NOT BE REPRODUCED OR USED AS THE BASIS FOR THE MANUFACTURE OR SALE OF APPARATUS OR DEVICES WITHOUT EXPRESS WRITTEN PERMISSION FROM BOURNS.

BOURNS®

BOURNS (DONGGUAN) ELECTRONICS CO., LTD

PRODUCT NAME:

INDUCTOR



CUSTOMER:

TI

CUSTOMER P/N:

REV.: -----

BOURNS P/N:

REV.: 01

TOLERANCE
(UNLESS OTHERWISE SPECIFIED)

SCALE:

NTS.

PROJECT NO.:

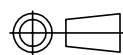
MAG-3001497

PAGE NO.:

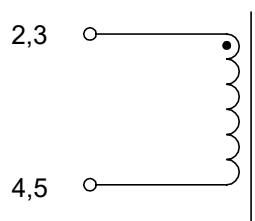
2 OF 5

0<L<5:±0.1
5<L<16:±0.3
16<L<50:±0.5

ANGLE:
±1°



2. SCHEMATIC:



● Means the same polarity

3. ELECTRICAL CHARACTERISTIC: At 25 °C

| NO. | ITEM | TERMINAL | ELECTRICAL CHARACTERISTICS | TOL | TEST METERS/ CONDITION | REMARKS |
|-----|--------------------|--------------|----------------------------|--------------|------------------------|---------|
| 1 | INDUCTANCE @0ADC | 2,3-4,5 | 340μH | ±10% | WK-3260B/100kHz, 1V | |
| 2 | INDUCTANCE @9.2ADC | 2,3-4,5 | L0A*80% | Min. | WK-3260B/100kHz, 1V | |
| 3 | DC RESISTANCE | 2,3-4,5 | 142mΩ | Max. | CH-502AC | |
| 4 | HI-POT | Winding-Core | 500Vac, 1sec | No Breakdown | CH-19053/50Hz,5mA Max. | |

4. NOTES:

- 4.1 Operation Temperature: -40°C to +125°C (Including temperature rise)
- 4.2 Storage Temperature for part in packaging: -40°C to +85°C
- 4.3 The dimension determined from the terminal pins is derived from the pin material alone. It does not include, or factor in, solder deposits or icicles from the manufacturing processes.
- 4.4 Appearance inspection reference to general cosmetics standard (Prototype and engineering samples are not included)

※ THESE DRAWINGS AND SPECIFICATIONS ARE THE PROPERTY OF BOURNS (DONGGUAN) ELECTRONICS CO., LTD AND SHALL NOT BE REPRODUCED OR USED AS THE BASIS FOR THE MANUFACTURE OR SALE OF APPARATUS OR DEVICES WITHOUT EXPRESS WRITTEN PERMISSION FROM BOURNS.

| | | | | | |
|--|----------------|-----------------------------|---------------------------|--|--|
| BOURNS® BOURNS (DONGGUAN) ELECTRONICS CO., LTD | | | PRODUCT NAME: INDUCTOR | | |
| TOLERANCE (UNLESS OTHERWISE SPECIFIED) | SCALE: NTS. | PROJECT NO.: MAG-3001497 | CUSTOMER: TI | | |
| 0<L<5:±0.1 5<L<16:±0.3 16<L<50:±0.5 | ANGLE: ±1° | | CUSTOMER P/N: ----- | | |
| PAGE NO.: 3 OF 5 | | | BOURNS P/N: ----- | | |
| | | | REV.: 01 | | |



Industrial, Consumer

Prototype Product / Sample Disclaimer and Limitation of Liability

Bourns® part number: -----

This disclaimer and limitation of liability applies to any order or use Bourns® products that are of *prototype* in nature, regardless of whether the shipment is labeled as a prototype or sample.



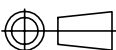
Prototype or sample could be a product manufactured *prior to* completion of the Start of Production and execution of the Approval notice. It is important for you to understand that these prototypes or samples are not intended for resale or for any purpose other than testing and qualification. A prototype or sample that has been used for destructive qualification tests may not be used any further except for engineering analysis.

The use and level of reliability or compliance with specifications testing applicable to Bourns® product shall be negotiated on a case-by-case basis with Bourns. Absent a written agreement between Bourns and the user regarding the use and level of such testing (e.g., AEC-Q200), or any designation of an individual Bourns® product as meeting the requirements of a particular industry standard (e.g., ISO/IATF 16949) or a particular qualification (e.g., UL listed or recognized), Bourns is not responsible for any failure of an individual Bourns® product to meet the requirements of such testing, industry standard or particular qualification.

Unless specifically agreed in writing, the prototypes or samples are provided "AS IS" without any warranty whatsoever from Bourns or its affiliates.

BOURNS DISCLAIMS ALL OTHER REPRESENTATIONS AND WARRANTIES, EXPRESS OR IMPLIED, INCLUDING THE WARRANTY OF FITNESS FOR ANY PARTICULAR PURPOSE.




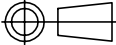
※ THESE DRAWINGS AND SPECIFICATIONS ARE THE PROPERTY OF BOURNS (DONGGUAN) ELECTRONICS CO., LTD AND SHALL NOT BE REPRODUCED OR USED AS THE BASIS FOR THE MANUFACTURE OR SALE OF APPARATUS OR DEVICES WITHOUT EXPRESS WRITTEN PERMISSION FROM BOURNS.

| | | | | | |
|---|--|-----------------------------|---------------------------|----------------|---|
|  BOURNS (DONGGUAN) ELECTRONICS CO., LTD | | | PRODUCT NAME: INDUCTOR | |  |
| TOLERANCE (UNLESS OTHERWISE SPECIFIED) | SCALE: NTS. | PROJECT NO.: MAG-3001497 | CUSTOMER: TI | | |
| 0<L<5:±0.1 5<L<16:±0.3 16<L<50:±0.5 | ANGLE: ±1°  | PAGE NO.: 4 OF 5 | CUSTOMER P/N: ----- | REV.: ----- | |
| | | | BOURNS P/N: ----- | REV.: 01 | |

DEVIATIONS

| ITEM | Description | Customer Specified | Our Change | Reason | Approval |
|------|-------------|--------------------|------------|--------|----------|
| | | | | | |

※ THESE DRAWINGS AND SPECIFICATIONS ARE THE PROPERTY OF BOURNS (DONGGUAN) ELECTRONICS CO., LTD AND SHALL NOT BE REPRODUCED OR USED AS THE BASIS FOR THE MANUFACTURE OR SALE OF APPARATUS OR DEVICES WITHOUT EXPRESS WRITTEN PERMISSION FROM BOURNS.

| | | | | | |
|---|--|--|-----------------------------|------------------------|--|
| <div> BOURNS (DONGGUAN) ELECTRONICS CO., LTD</div> | | | PRODUCT NAME: INDUCTOR | | <div> </div> |
| TOLERANCE (UNLESS OTHERWISE SPECIFIED) | | SCALE: NTS. | PROJECT NO.: MAG-3001497 | CUSTOMER: TI | |
| 0<L<5:±0.1 5<L<16:±0.3 16<L<50:±0.5 | | ANGLE: ±1°  | PAGE NO.: 5 OF 5 | CUSTOMER P/N: ----- | REV.: ----- |
| | | | | BOURNS P/N: ----- | REV.: 01 |