

### Features

- Reinforced insulation for a working voltage up to 850 VDC
- Hi-Pot: 6000 VDC, 1 mA, 60 s
- Design construction: IEC 60664-1 & IEC 62368-1, UL 62368-1 & IEC 62477-1
- Creepage distance >9 mm
- Clearance distance >9 mm
- Overvoltage Category II, Pollution Degree 2, up to 5 km above sea level, Material Group I (CTI ≥ 600)
- AEC-Q200 compliant
- RoHS compliant\*

### Applications

- Automotive traction inverter and motor control
- Automotive on-board charger (OBC), DC-DC converter
- GaN, IGBT and SiC gate transformer driver bias supply
- UPS and solar inverters
- EV charging station, DC fast charging station
- Industrial motors, elevators and escalators

### Sustainability

- Small size reduces material use
- Eco-logistics-friendly packing
- High efficiency, low power loss
- Energy-saving low-power design
- Corrosion-resistant for longevity
- ISO 14001, low-impact energy

### Product Overview

The Model SM91270AL was developed for use with the TI Model UCC25800 and MPS Model MPQ18913 for LLC applications, and Maxim Model MAX25256 for full bridge. The full automation of manufacturing produces a high quality and cost-effective transformer. The Model SM91270AL is a low-profile component (less than 3.5 mm height

above PCB) with no base design structure. This planar transformer offers a working voltage of up to 850 VDC of reinforced insulation and a Hi-Pot isolation voltage of up to 6000 VDC with an extended operating temperature range of -40 to +125 °C. the maximum output power is up to 5.4 W in a small package.

### Electrical Specifications @ 25 °C

Specification	Value
Primary Inductance (1 V @ 100 kHz, 0 ADC) L (1-2, 3)	27.5 µH min.
Leakage Inductance (1 V @ 100 kHz, 0 ADC) L (1-2, 3 with Pin 4, 5, 6 Shorted)	1.2 µH max.
Capacitance (1 V @ 100 kHz, 0 ADC) (Pri-Sec)	4.5 pF max.
DCR (1-2, 3) (6-4, 5)	0.9 ohms max.
Turns Ratio (1-2, 3) (6-4, 5)	1 : 1 ±3 %
Hi-pot (Pri-Sec) (1 mA, 60 s)	6.0 kV DC
Working Voltage	850 VDC
Operating Temperature	-40 °C to +125 °C
Storage Temperature	-25 °C to +85 °C
Clearance/Creepage Distance of Primary to Secondary	9.0 mm min.
Moisture Sensitivity Level	1
ESD Classification (HBM)	N/A

### How to Order

**SM91270 A L - E**

Model \_\_\_\_\_

AEC-Q200 Compliancy Designator \_\_\_\_\_

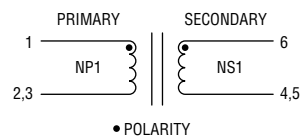
RoHS Compliancy Designator \_\_\_\_\_

Packaging \_\_\_\_\_  
E = 800 pcs. per 13-inch Reel

### Packaging Specifications

Packaging	Pieces per 13-inch Reel
Tape & Reel	800

### Electrical Schematic




### Contact Information

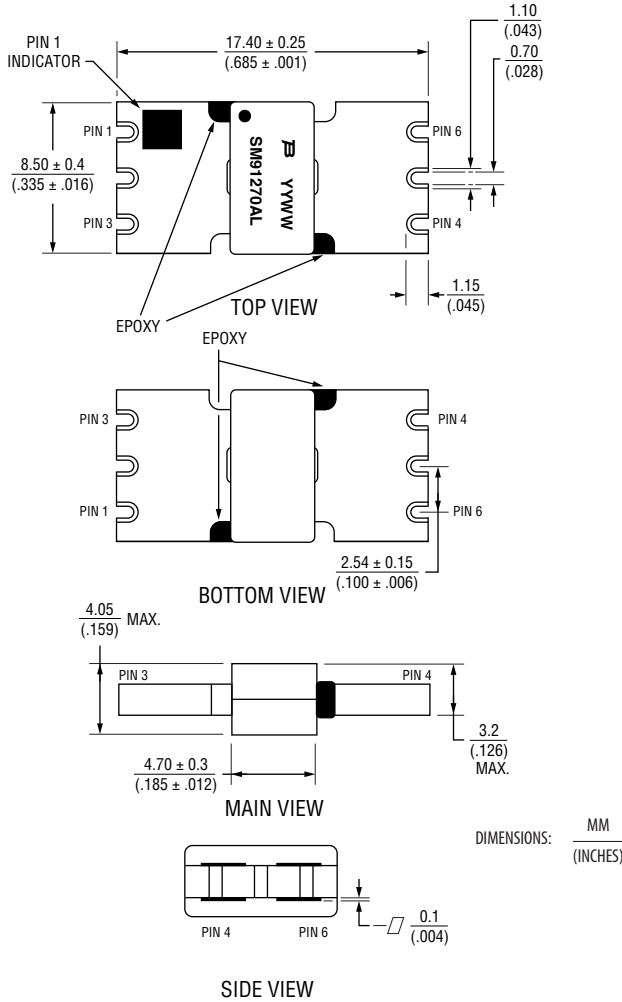
	Phone	Email
<a href="http://www.bourns.com">www.bourns.com</a>		
Asia-Pacific	+886-2 2562-4117	<a href="mailto:asiacus@bourns.com">asiacus@bourns.com</a>
Europe	+36 88 885 877	<a href="mailto:eurocus@bourns.com">eurocus@bourns.com</a>
Mexico	+52 614 478 0400	<a href="mailto:mexicus@bourns.com">mexicus@bourns.com</a>
The Americas	+1-951 781-5500	<a href="mailto:americus@bourns.com">americus@bourns.com</a>

\* RoHS Directive 2015/863, Mar 31, 2015 and Annex. Specifications are subject to change without notice. Users should verify actual device performance in their specific applications.

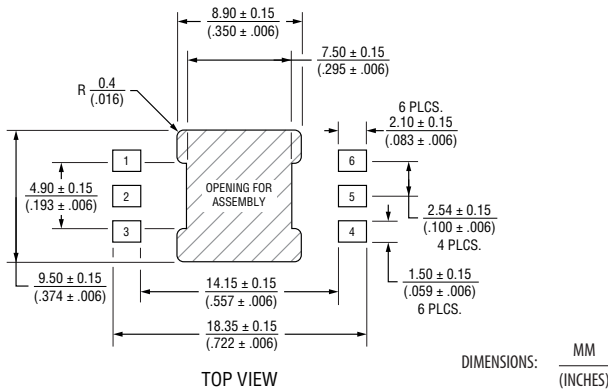
The products described herein and this document are subject to specific legal disclaimers as set forth on the last page of this document, and at [www.bourns.com/docs/legal/disclaimer.pdf](http://www.bourns.com/docs/legal/disclaimer.pdf).



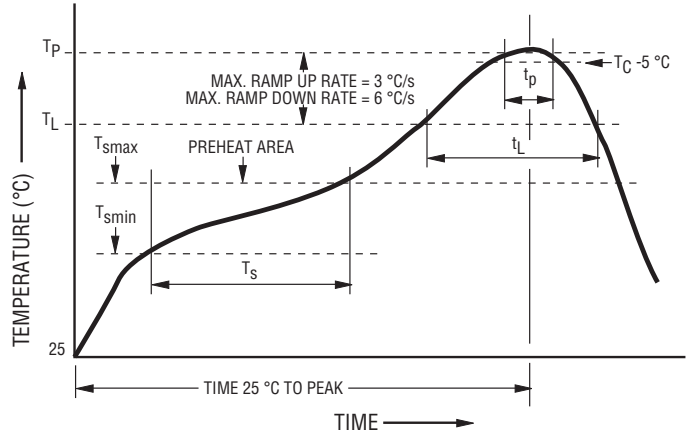
### Product Dimensions



### Recommended Layout



### Solder Profile



Profile Feature	Pb-Free Assembly
Preheat / Soak: Temperature Min. ( $T_{smin}$ ) Temperature Max. ( $T_{smax}$ ) Time ( $t_s$ ) from ( $T_{smin}$ to $T_{smax}$ )	150 °C 200 °C 60~120 seconds
Ramp Up Rate ( $T_L$ to $T_p$ )	3 °C / second max.
Liquidous Temperature ( $T_L$ ) Time ( $t_L$ ) maintained above $T_L$	217 °C 60~150 seconds
Peak Package Body Temperature ( $T_p$ )	$T_p \leq T_c$ (see table below)
Time ( $t_p$ )* within 5 °C of the specified classification temperature ( $T_c$ )	< 30 seconds
Ramp Down Rate ( $T_p$ to $T_L$ )	6 °C / second max.
Time 25 °C to Peak Temperature	8 minutes max.

### Pb-Free Process Classification Temperatures ( $T_c$ )

Package Thickness	Volume mm <sup>3</sup> < 350	Volume mm <sup>3</sup> 350 - 2000	Volume mm <sup>3</sup> > 2000
< 1.6 mm	260 °C	260 °C	260 °C
1.6 mm - 2.5 mm	260 °C	250 °C	245 °C
> 2.5 mm	250 °C	245 °C	245 °C


**NOTE:**

The product has been tested under this reflow condition. Deviations from this, especially higher temperatures for longer duration, could impact performance.

Refer to IPC/JEDEC J-STD-020

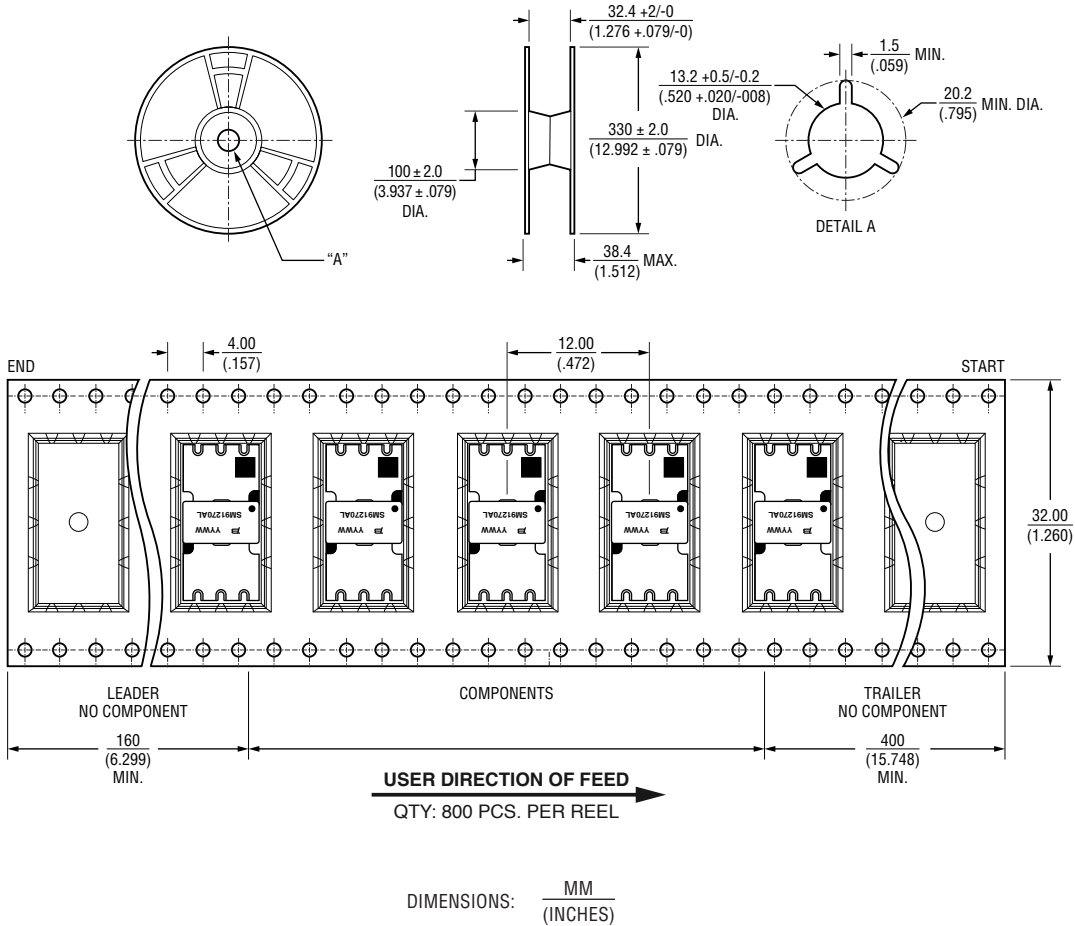
Specifications are subject to change without notice. Users should verify actual device performance in their specific applications.

The products described herein and this document are subject to specific legal disclaimers as set forth on the last page of this document, and at [www.bourns.com/docs/legal/disclaimer.pdf](http://www.bourns.com/docs/legal/disclaimer.pdf).



### Packaging Specifications

Specifications and tolerances comply with EIA-481 requirements.



REV. 04/26

Specifications are subject to change without notice. Users should verify actual device performance in their specific applications.

The products described herein and this document are subject to specific legal disclaimers as set forth on the last page of this document, and at [www.bourns.com/docs/legal/disclaimer.pdf](http://www.bourns.com/docs/legal/disclaimer.pdf).

This legal disclaimer applies to purchasers and users of Bourns® products manufactured by or on behalf of Bourns, Inc. and its affiliates (collectively, "Bourns").

Unless otherwise expressly indicated in writing, Bourns® products and data sheets relating thereto are subject to change without notice. Users should check for and obtain the latest relevant information and verify that such information is current and complete before placing orders for Bourns® products.

The characteristics and parameters of a Bourns® product set forth in its data sheet are based on laboratory conditions, and statements regarding the suitability of products for certain types of applications are based on Bourns' knowledge of typical requirements in generic applications. The characteristics and parameters of a Bourns® product in a user application may vary from the data sheet characteristics and parameters due to (i) the combination of the Bourns® product with other components in the user's application, or (ii) the environment of the user application itself. The characteristics and parameters of a Bourns® product also can and do vary in different applications and actual performance may vary over time. Users should always verify the actual performance of the Bourns® product in their specific devices and applications, and make their own independent judgments regarding the amount of additional test margin to design into their device or application to compensate for differences between laboratory and real world conditions.

Unless Bourns has explicitly designated an individual Bourns® product as meeting the requirements of a particular industry standard (e.g., ISO/TS 16949) or a particular qualification (e.g., UL listed or recognized), Bourns is not responsible for any failure of an individual Bourns® product to meet the requirements of such industry standard or particular qualification. Users of Bourns® products are responsible for ensuring compliance with safety-related requirements and standards applicable to their devices or applications.

Bourns® products are not recommended, authorized or intended for use in nuclear, lifesaving, life-critical or life-sustaining applications, nor in any other applications where failure or malfunction may result in personal injury, death, or severe property or environmental damage. Unless expressly and specifically approved in writing by two authorized Bourns representatives on a case-by-case basis, use of any Bourns® products in such unauthorized applications might not be safe and thus is at the user's sole risk. Life-critical applications include devices identified by the U.S. Food and Drug Administration as Class III devices and generally equivalent classifications outside of the United States.

Bourns expressly identifies those Bourns® standard products that are suitable for use in automotive applications on such products' data sheets in the section entitled "Applications." Unless expressly and specifically approved in writing by two authorized Bourns representatives on a case-by-case basis, use of any other Bourns® standard products in an automotive application might not be safe and thus is not recommended, authorized or intended and is at the user's sole risk. If Bourns expressly identifies a sub-category of automotive application in the data sheet for its standard products (such as infotainment or lighting), such identification means that Bourns has reviewed

its standard product and has determined that if such Bourns® standard product is considered for potential use in automotive applications, it should only be used in such sub-category of automotive applications. Any reference to Bourns® standard product in the data sheet as compliant with the AEC-Q standard or "automotive grade" does not by itself mean that Bourns has approved such product for use in an automotive application.

Bourns® standard products are not tested to comply with United States Federal Aviation Administration standards generally or any other generally equivalent governmental organization standard applicable to products designed or manufactured for use in aircraft or space applications. Bourns expressly identifies Bourns® standard products that are suitable for use in aircraft or space applications on such products' data sheets in the section entitled "Applications." Unless expressly and specifically approved in writing by two authorized Bourns representatives on a case-by-case basis, use of any other Bourns® standard product in an aircraft or space application might not be safe and thus is not recommended, authorized or intended and is at the user's sole risk.

The use and level of testing applicable to Bourns® custom products shall be negotiated on a case-by-case basis by Bourns and the user for which such Bourns® custom products are specially designed. Absent a written agreement between Bourns and the user regarding the use and level of such testing, the above provisions applicable to Bourns® standard products shall also apply to such Bourns® custom products.

Users shall not sell, transfer, export or re-export any Bourns® products or technology for use in activities which involve the design, development, production, use or stockpiling of nuclear, chemical or biological weapons or missiles, nor shall they use Bourns® products or technology in any facility which engages in activities relating to such devices. The foregoing restrictions apply to all uses and applications that violate national or international prohibitions, including embargos or international regulations. Further, Bourns® products and Bourns technology and technical data may not under any circumstance be exported or re-exported to countries subject to international sanctions or embargoes. Bourns® products may not, without prior authorization from Bourns and/or the U.S. Government, be resold, transferred, or re-exported to any party not eligible to receive U.S. commodities, software, and technical data.

To the maximum extent permitted by applicable law, Bourns disclaims (i) any and all liability for special, punitive, consequential, incidental or indirect damages or lost revenues or lost profits, and (ii) any and all implied warranties, including implied warranties of fitness for particular purpose, non-infringement and merchantability.

*For your convenience, copies of this Legal Disclaimer Notice with German, Spanish, Japanese, Traditional Chinese and Simplified Chinese bilingual versions are available at:*

*Web Page:* <http://www.bourns.com/legal/disclaimers-terms-and-policies>

*PDF:* <http://www.bourns.com/docs/Legal/disclaimer.pdf>

