



Features

- Designed to UL 248-14 and IEC 60127-1 fuse standards
- 500 VAC/VDC and 10-40 A ratings available
- Up to 30 kA interrupting rating
- Available in cartridge and axial lead options
- RoHS compliant* and halogen free**



PF-63R50H Series – Cartridge & Axial Lead Power Fuses

Clearing Time Characteristics for Series

% of Current Rating	Clearing Time at 25 °C	
	Minimum	Maximum
100 %	4 hours	—
200 %	—	5 minutes
300 %	—	10 seconds
1000 %	—	1 second

Additional Information

Click these links for more information:



Electrical Characteristics

Model	Rated Current (A)	Nominal Resistance (mΩ)***	Rated Voltage	Interrupting Rating	Pre-arcing Nominal I ² t (A ² s)****	Typical Voltage Drop (mV)	Agency Recognition	
							cUL E198545	TÜV J50671806
PF-63R50H10	10	13.2	500 VAC 500 VDC	30 kA @ 500 VAC 20 kA @ 500 VDC	50	230	✓	✓
PF-63R50H12	12	12.9			43	250	✓	✓
PF-63R50H15	15	10.7			80	280	✓	✓
PF-63R50H16	16	10.7			90	300	✓	✓
PF-63R50H20	20	7.2			150	320	✓	✓
PF-63R50H25	25	5.1			220	280	✓	✓
PF-63R50H30	30	4.3			270	300	✓	✓
PF-63R50H35	35	3.5			650	310	✓	✓
PF-63R50H40	40	2.75			2080	280	✓	✓
PF-63R50H10X	10	13.2	500 VAC 500 VDC	30 kA @ 500 VAC 20 kA @ 500 VDC	50	230	✓	✓
PF-63R50H12X	12	12.9			43	250	✓	✓
PF-63R50H15X	15	10.7			80	280	✓	✓
PF-63R50H16X	16	10.7			90	300	✓	✓
PF-63R50H20X	20	7.2			150	320	✓	✓
PF-63R50H25X	25	5.1			220	280	✓	✓
PF-63R50H30X	30	4.3			270	300	✓	✓
PF-63R50H35X	35	3.5			650	310	✓	✓
PF-63R50H40X	40	2.75			2080	280	✓	✓

*** Resistance value was measured with less than 10 % of rated current at 25 °C.

**** Pre-arcing nominal I²t value is measured at 1000 % In.

* RoHS Directive 2015/863, Mar 31, 2015 and Annex.

** Bourns considers a product to be "halogen free" if (a) the Bromine (Br) content is 900 ppm or less; (b) the Chlorine (Cl) content is 900 ppm or less; and (c) the total Bromine (Br) and Chlorine (Cl) content is 1500 ppm or less.

"SinglFuse" is a trademark of Bourns, Inc.

Specifications are subject to change without notice.

Users should verify actual device performance in their specific applications.

The products described herein and this document are subject to specific legal disclaimers as set forth on the last page of this document, and at www.bourns.com/docs/legal/disclaimer.pdf.



CALIFORNIA WARNING: Can expose you to lead, a carcinogen and reproductive toxicant.

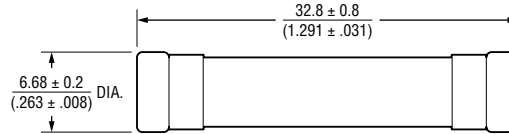
See www.P65Warnings.ca.gov

PF-63R50H Series – Cartridge & Axial Lead Power Fuses

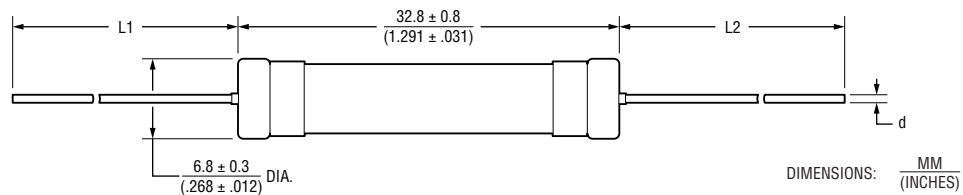


Product Dimensions

Model: PF-63R50Hxx



Model: PF-63R50Hxx X, PF-63R50Hxx L, PF-63R50Hxx XL



Model	L1	L2	d Dia.		
			< 15A	15A to 30A	≥ 35A
PF-63R50Hxx X	$\frac{38.0 \pm 2.0}{(1.496 \pm .079)}$		$\frac{0.8}{(.031)}$	$\frac{1.0}{(.039)}$	$\frac{1.2}{(.047)}$
PF-63R50Hxx L	$\frac{50.0 +3.0/-1.0}{(1.969 \pm .118/-0.039)}$				
PF-63R50Hxx XL	$\frac{10.0 +4.0/-0}{(.394 \pm .157/-0)}$	$\frac{52.0 \pm 2.0}{(2.047 \pm .079)}$			

Wave Soldering Recommendations

Profile Feature	Pb-Free Assembly
Preheat: Temperature Max. Temperature Min.	150 °C 100 °C
Solder Pot Temperature	260 ± 3 °C
Solder Dwell Time	10 seconds max.

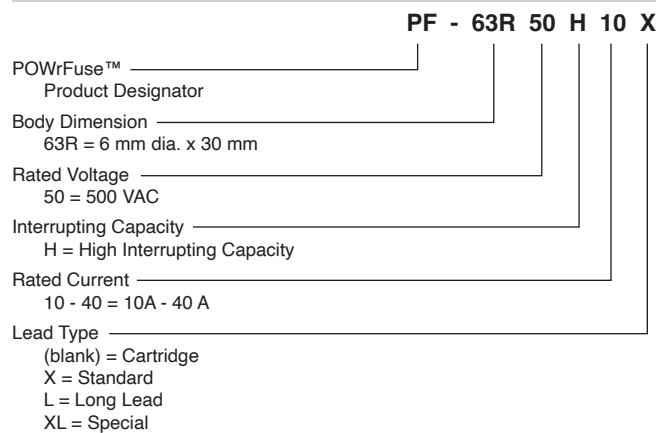
Hand Soldering Recommendations (for PCB Mounting)

Soldering Iron Temperature	Heating Time
350 ± 10 °C	3 sec. max.

Packaging

Model	Quantity	
	Inner Box	Outer Box
PF-63R50H	250 pcs.	20 inner boxes
PF-63R50H-X	200 pcs.	
PF-63R50H-L PF-63R50H-XL		

How to Order

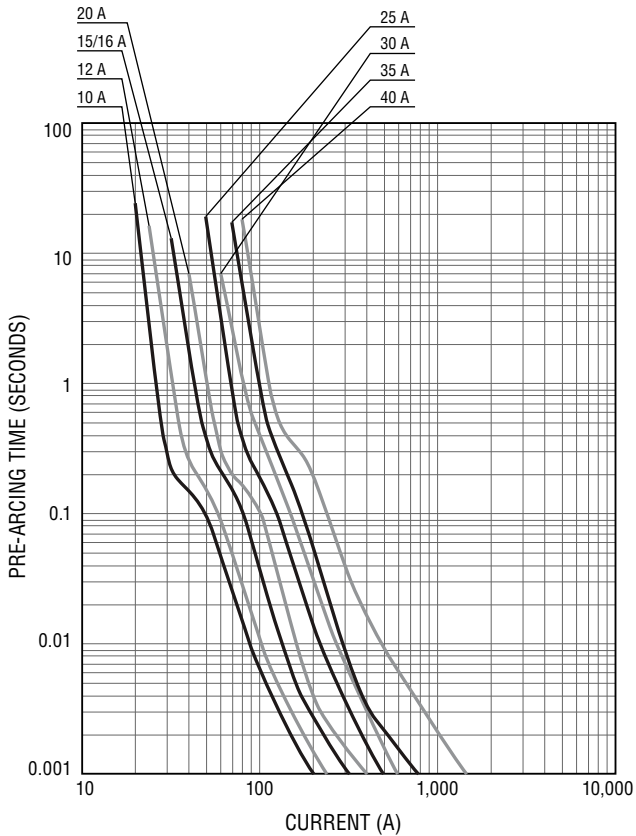


Specifications are subject to change without notice.
Users should verify actual device performance in their specific applications.
The products described herein and this document are subject to specific legal disclaimers as set forth on the last page of this document, and at www.bourns.com/docs/legal/disclaimer.pdf.

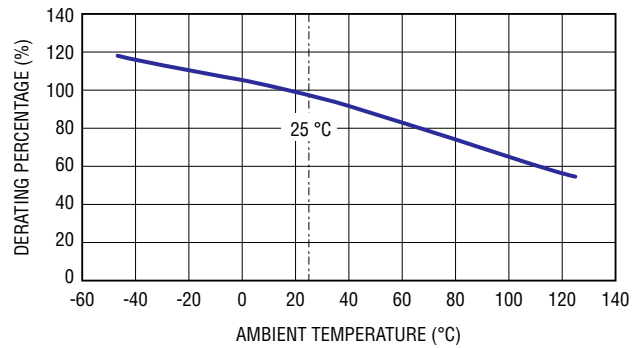
PF-63R50H Series – Cartridge & Axial Lead Power Fuses



Average Pre-Arcing Time vs. Current Curves



Current Rating Thermal Derating Curve



Typical Part Marking

Rating Current (A)	Note	Ink Color	Marking (for Cartridge type)
10	10	Black	PF-63R50H <small>(Note)</small> A 500VAC 500VDC
12	12		
15	15		
16	16		
20	20		
25	25		
30	30		
35	35		
40	40		

Environmental Characteristics

Operating Temperature	-40 °C to +125 °C
-----------------------	-------------------



Americas: Tel: +1 951-781-5500 • Email: americus@bourns.com

Mexico: Tel: +52-614-478-0400 • Email: mexicus@bourns.com

Asia: Tel: +886-2-2562-4117 • Email: asiacus@bourns.com

EMEA: Tel: +36 88 885 877 • Email: eurocus@bourns.com

www.bourns.com

REV. 02/26

Specifications are subject to change without notice.

Users should verify actual device performance in their specific applications.

The products described herein and this document are subject to specific legal disclaimers as set forth on the last page of this document, and at www.bourns.com/docs/legal/disclaimer.pdf.

This legal disclaimer applies to purchasers and users of Bourns® products manufactured by or on behalf of Bourns, Inc. and its affiliates (collectively, "Bourns").

Unless otherwise expressly indicated in writing, Bourns® products and data sheets relating thereto are subject to change without notice. Users should check for and obtain the latest relevant information and verify that such information is current and complete before placing orders for Bourns® products.

The characteristics and parameters of a Bourns® product set forth in its data sheet are based on laboratory conditions, and statements regarding the suitability of products for certain "typical" applications are based on Bourns' knowledge of typical requirements in generic applications. Bourns assumes that "typical" applications include failsafe/backup features to address critical risks to users and are designed to allow rework of Bourns® product to avoid scrap of a device solely due to malfunctioning Bourns® product. The characteristics and parameters of a Bourns® product in a user application may vary from the data sheet characteristics and parameters due to (i) the combination of the Bourns® product with other components in the user's application, or (ii) the environment of the user application itself. The characteristics and parameters of a Bourns® product also can and do vary in different applications and actual performance may vary over time. Thus, users should always verify the actual performance of the Bourns® product in their specific devices and applications and make their own independent judgments regarding the suitability of Bourns® product and the amount of additional test margin to design into their device or application to compensate for differences between laboratory and real-world conditions.

Unless Bourns has explicitly designated an individual Bourns® product as meeting the requirements of a particular industry standard (e.g., IATF 16949) or a particular qualification (e.g., UL listed or recognized), Bourns is not responsible for any failure of an individual Bourns® product to meet the requirements of such industry standard or particular qualification even if such industry standard or qualification is a "state of art". Users of Bourns® products are responsible for ensuring compliance with safety-related requirements and standards applicable to their devices or applications.

Bourns® products are not recommended, authorized or intended for use in applications where failure or malfunction may result in personal injury, death, or severe property or environmental damage, such as without limitation nuclear, life-critical medical and certain automotive and aviation applications. Except as set forth in the bullet points below or unless expressly and specifically approved in writing on a case-by-case basis by an authorized Bourns' representative, use of any Bourns® products in such unauthorized high-risk applications is at the user's sole risk.

- Bourns considers implantable/invasive devices and devices/procedures designed as life-supporting or life-sustaining by the U.S. Food and Drug Administration or equivalent organizations outside of the United States as "life-critical" medical applications. Bourns expressly identifies those Bourns® standard products that are suitable for use in typical medical applications that are not life-critical in its publication entitled "Bourns Medical Grade Component Guide."
- Bourns expressly identifies those Bourns® standard products that are suitable for use in typical automotive applications associated with any Automate Safety Integrity Level (ASIL) in its publication entitled "Bourns Automotive Grade Component Guide." Bourns' designation of Bourns® product as compliant with the AEC-Q standard does not by itself mean that Bourns has approved such product for use in an automotive application.
- Bourns expressly identifies Bourns® standard products that are suitable for use in the typical aviation applications/systems requiring System Design Assurance Level (RTCA DO-254 DAL) of C, D or E in its publication entitled "Bourns Civilian Aerospace/Aviation Grade Component Guide." Bourns does not test its products for compliance with United States Federal Aviation Administration standards or any other generally equivalent governmental organization standard applicable to products designed or manufactured for use in aviation applications. Use of Bourns® standard components in aviation applications associated with RTCA DO-254 DAL A or B without proper approval noted above shall be at the user's sole risk.
- Bourns will review and authorize on a case-by-case basis the use of Bourns® standard products which are at least AEC-Q compliant in space-related civil applications (rockets, satellites) with a negotiated cross-waiver and indemnity agreement.

The use and level of testing applicable to Bourns® custom products shall be negotiated on a case-by-case basis by Bourns and the user for which such Bourns® custom products are specially designed. Absent a written agreement between Bourns and the user regarding the use and level of such testing, the above provisions applicable to Bourns® standard products shall also apply to such Bourns® custom products.

Use of Bourns® products or Bourns' technology in military/defense applications must be reviewed with Bourns for compliance with applicable export control laws and embargoes. Users shall not sell, transfer, export or re-export (which includes transfers within a country) any Bourns® products or technology or technical data for use in activities which involve the design, development, production, use or stockpiling of nuclear, chemical or biological weapons or missiles, nor shall they use Bourns® products or technology or technical data in any facility which engages in activities relating to such devices. Further, Bourns® products and Bourns' technology and technical data may not under any circumstance be exported or re-exported to countries subject to international sanctions or embargoes. Bourns® products and technology may not, without prior authorization from Bourns and/or the Government of a country where such product/technology is designed and/or manufactured, be resold, transferred, or re-exported (including within the same country) to any party not eligible to receive commodities, software, and technical data originating in such country.

To the maximum extent permitted by applicable law, Bourns disclaims (i) any and all liability for special, punitive, consequential, incidental or indirect damages or lost revenues or lost profits, and (ii) any and all implied warranties (those not based on parameters specified in Bourns' data sheets and/or specifications), including implied warranties of fitness for particular purpose, non-infringement and merchantability.

For your convenience, copies of this Legal Disclaimer Notice with German, Spanish, Japanese, Traditional Chinese and Simplified Chinese bilingual versions are available at:

Web Page: <https://www.bourns.com/legal/disclaimers-terms-and-policies>

PDF: <https://www.bourns.com/docs/Legal/disclaimer.pdf>