

## Features

- Formerly a Riedon™ product
- Resistances from 10 Ω to 20K Ω
- Power rating from 3 to 10 watts
- Resistance tolerances as low as ±2 %
- Operating Temperature Range: -55 °C to +350 °C ("V" rating)
- TCR as low as ±20 PPM/°C (standard)

- Superior pulse handling capabilities
- Flame-resistant silicone coated power resistor
- RoHS compliant\*

## HPP Series – Riedon™ High Pulse Power Wirewound Resistors by Bourns

### Specifications

Model	Power Rating (W) <sup>1</sup>		Available Values (Ω) <sup>2</sup>	Pulse Rating (Joules) <sup>3</sup>	Maximum Working Voltage (V)
	U	V			
HPP3	3.0	3.5	10	18	140
			50	5.8	
			500	5.8	
			1000	4.25	
			4500	3	
HPP5	5.0	6.5	500	5.8	360
			1000	11.6	
			4500	19	
			7500	13	
			10000	9.4	
HPP10	10	13	1000	42	850
			4500	52	
			7500	54	
			10000	42	
			20000	34	

#### Notes:

- <sup>1</sup> Additional power ratings may be available upon request, please [contact Bourns](#).  
<sup>2</sup> Other resistance values may be available upon request, please [contact Bourns](#).  
<sup>3</sup> Higher ratings are available. Please see information regarding pulse rating at the end of this data sheet.

### Environmental Performance (MIL-STD 202)

Specification	ΔR	
	Characteristic U	Characteristic V
Dielectric	±0.2 % + 0.05 Ω	±0.2 % + 0.05 Ω
Load Life	±1 % + 0.05 Ω	±3 % + 0.05 Ω
Storage	±0.2 % + 0.05 Ω	±2 % + 0.05 Ω
Moisture Resistance	±0.2 % + 0.05 Ω	±2 % + 0.05 Ω
Thermal Shock	±0.2 % + 0.05 Ω	±2 % + 0.05 Ω
5X Overload (5 s)	±0.2 % + 0.05 Ω	±2 % + 0.05 Ω
Shock	±0.1 % + 0.05 Ω	±0.2 % + 0.05 Ω
Vibration	±0.1 % + 0.05 Ω	±0.2 % + 0.05 Ω

### Additional Information

Click these links for more information:



### General Specifications

Tolerances ..... ±2 % to ±10 %  
 (±5 % standard)  
 Temperature Coefficient  
 >10 Ω ..... ±20 PPM/°C  
 1 Ω to 10 Ω ..... ±50 PPM/°C  
 <1 Ω ..... [contact Bourns](#)<sup>4</sup>  
 Temperature Range  
 Characteristic U ..... -55 °C to +275 °C  
 Characteristic V ..... -55 °C to +350 °C  
 Dielectric Strength ..... 1000 VAC  
 Construction ..... Centerless ground  
 ceramic core / matte tin over copper  
 leads / flame resistant / high temperature  
 / trivalent / inorganic silicone coating /  
 all welded terminations  
<sup>4</sup>Other TCR values available upon request.

### How to Order

**HPP 5 - 1K J 8 - TR12**

Model \_\_\_\_\_  
 Power Code \_\_\_\_\_  
 (See Specifications table)  
 Resistance Code \_\_\_\_\_  
 For values <1K Ω,  
 "R" represents decimal point  
 (Example: 5R = 5 Ω)  
 For values ≥1K Ω,  
 "K" represents decimal point  
 (Example 1K = 1K Ω,  
 1K5 = 1.5K Ω)  
 Tolerance \_\_\_\_\_  
 G = ±2 %  
 H = ±3 %  
 J = ±5 %  
 K = ±10 %  
 Internal Use \_\_\_\_\_  
 Packaging Options \_\_\_\_\_  
 Blank = Bulk Packaging  
 -TR12 = Tape and Reel (12-inch Reel)  
 -TR14 = Tape and Reel (14-inch Reel)

\*RoHS Directive 2015/863, Mar 31, 2015 and Annex.  
 Specifications are subject to change without notice. Users should verify actual device performance in their specific applications. The products described herein and this document are subject to specific legal disclaimers as set forth on the last page of this document, and at [www.bourns.com/docs/legal/disclaimer.pdf](http://www.bourns.com/docs/legal/disclaimer.pdf).

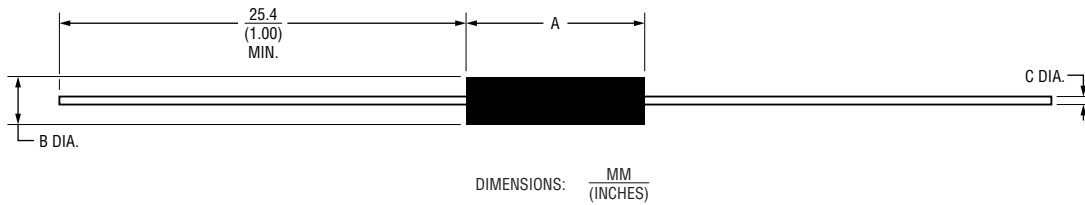
"Bourns" is a registered trademark of Bourns, Inc. in the United States and other countries.  
 In April 2023, BE Services Company, Inc., a subsidiary of Bourns, Inc., purchased certain assets of Riedon, Inc., including its logo and trademarks and the right to continue to manufacture former Riedon™ products.  
 "Riedon Logo" is a registered trademark of BE Services Company, Inc., in the United States.  
 "Riedon" is a trademark of BE Services Company, Inc.



# HPP Series – Riedon™ High Pulse Power Wirewound Resistors by Bourns

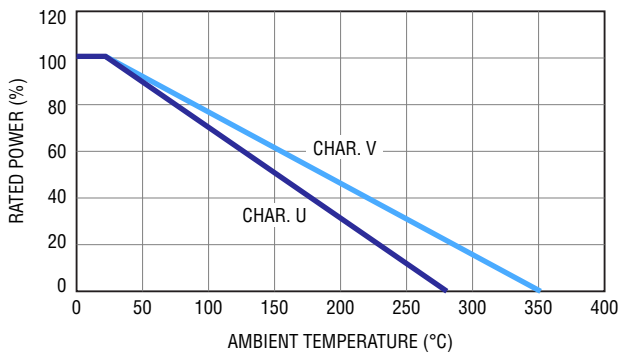


## Product Dimensions



Model	A	B	C
HPP3	$12.7 \pm 1.6$ (.500 ± .062)	$5.1 \pm 0.8$ (.200 ± .031)	$0.8 \pm 0.05$ (.032 ± .002)
HPP5	$22.2 \pm 1.6$ (.875 ± .062)	$7.9 \pm 0.8$ (.312 ± .031)	$1.0 \pm 0.05$ (.040 ± .002)
HPP10	$45.2 \pm 1.6$ (1.780 ± .062)	$9.5 \pm 0.8$ (.375 ± .031)	$1.0 \pm 0.05$ (.040 ± .002)

## Derating Curve



## Packaging Quantities

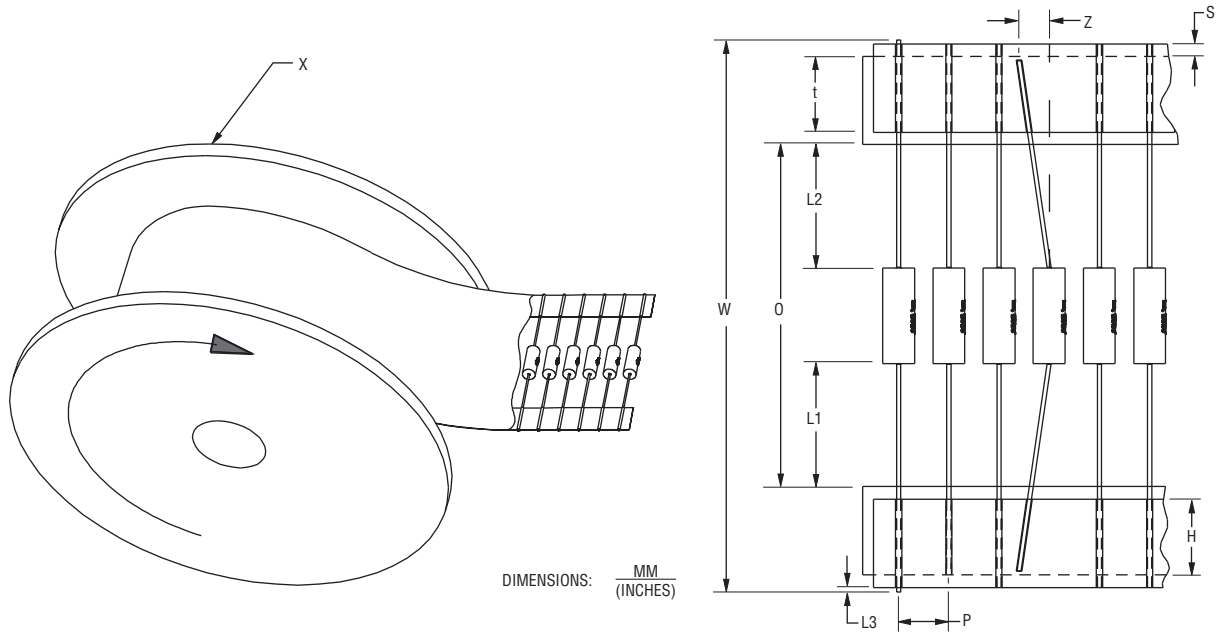
Bourns Model Number	Bulk (Standard)	12" Reel	14" Reel
HPP3	500	1000	N/A
HPP5		N/A	1000
HPP10	250		500

Specifications are subject to change without notice.

Users should verify actual device performance in their specific applications.

The products described herein and this document are subject to specific legal disclaimers as set forth on the last page of this document, and at [www.bourns.com/docs/legal/disclaimer.pdf](http://www.bourns.com/docs/legal/disclaimer.pdf).

Packaging Specifications



Model	Dimension O (mm)	Reel Size (Inches) Dimension X	Pitch (Inches) Dimension P	Clean Lead to Clean Lead Eccentricity (Max.) Dimension L1-L2	Lead Extension (Max.) - Zero is Preferred Dimension L3	Lead Bending Dimension Z	Exposed Adhesive (Max.) Dimension S	Tape Width (mm) Dimension t	Lead Sandwich (Min.) Dimension H	Overall Width (Max.) Dimension W
HPP3	1.983-2.141	12	0.4	$\frac{1.4}{(.055)}$	$\frac{0.8}{(.031)}$	$\frac{1.0}{(.039)}$	$\frac{0.8}{(.031)}$	$\frac{7}{(177.8)}$	t/2	$\frac{123.5}{(4.862)}$
HPP5	2.421-2.579	14								
HPP10	3.206-3.364			0.6						

**Pulse Rating**

For most applications, wirewound resistors provide the very best pulse handling capabilities, outperforming other resistor technologies. Making the proper component choice is often difficult as resistor manufacturers seldom provide reliable pulse and transient information in their data sheets. In general, Bourns prefers to work directly with you to optimize our standard resistors to meet your requirements.

Our pulse rating for the Model HPP Series assumes the pulse is of short duration and all the energy is going into the resistance wire, and doesn't take into account energy dissipated into the rest of the resistor. For longer pulses, heat is transferred to the surrounding materials, so the energy absorbed can be much higher than the value given. In the case of even longer duration pulses, please use the industry standard of five times rated power for five seconds. For example, a 5 Ω resistor can handle 25 Ω for 5 seconds (125 Joules) regardless of package size or resistance value.

The resistance value of a wirewound resistor is determined by three variables: the resistance wire's length, diameter, and resistivity. The pulse rating is directly proportional to the mass of the resistance winding, so it is determined by the same three variables. It is important to emphasize that we can optimize the pulse rating for your specific application by adjusting these three variables.

The following information is needed to determine the required Joule rating:

- Resistance value
- Pulse (determine the energy dissipation required, measured in Joules)
- Duration (ms)
- Shape – square, triangular or irregular
- Single or repetitive
- Peak or steady-state power
- Package type
- Axial or surface mount

Our engineers have access to over 50 years of experience with wirewound resistors - we urge our customers to take advantage of that background. Contact us when your design depends on an accurate determination of the transient or pulse capability of a resistor. We will work with you to optimize the pulse rating you need.

For the Model HPP Series resistors the following assumptions are made when stating the Joule rating:

- Short duration pulse (<10 mSec)
- Energy calculation is for a single pulse, or a repetitive pulse where there is sufficient time for the resistor to return to ambient temperature
- No energy is absorbed by the coating material and core, it is purely adiabatic
- Temperature of the resistance material is 25 °C before pulse, and 450 °C after the pulse. This gives a 50 % safety factor on the pulse rating to account for manufacturing variances.

**BOURNS®**

**Americas:** Tel: +1 951-781-5500 • Email: [americus@bourns.com](mailto:americus@bourns.com)

**Mexico:** Tel: +52-614-478-0400 • Email: [mexicus@bourns.com](mailto:mexicus@bourns.com)

**Asia:** Tel: +886-2-2562-4117 • Email: [asiacus@bourns.com](mailto:asiacus@bourns.com)

**EMEA:** Tel: +36 88 885 877 • Email: [eurocus@bourns.com](mailto:eurocus@bourns.com)

[www.bourns.com](http://www.bourns.com)

REV. 02/26

Specifications are subject to change without notice.

Users should verify actual device performance in their specific applications.

The products described herein and this document are subject to specific legal disclaimers as set forth on the last page of this document, and at [www.bourns.com/docs/legal/disclaimer.pdf](http://www.bourns.com/docs/legal/disclaimer.pdf).

This legal disclaimer applies to purchasers and users of Bourns® products manufactured by or on behalf of Bourns, Inc. and its affiliates (collectively, "Bourns").

Unless otherwise expressly indicated in writing, Bourns® products and data sheets relating thereto are subject to change without notice. Users should check for and obtain the latest relevant information and verify that such information is current and complete before placing orders for Bourns® products.

The characteristics and parameters of a Bourns® product set forth in its data sheet are based on laboratory conditions, and statements regarding the suitability of products for certain "typical" applications are based on Bourns' knowledge of typical requirements in generic applications. Bourns assumes that "typical" applications include failsafe/backup features to address critical risks to users and are designed to allow rework of Bourns® product to avoid scrap of a device solely due to malfunctioning Bourns® product. The characteristics and parameters of a Bourns® product in a user application may vary from the data sheet characteristics and parameters due to (i) the combination of the Bourns® product with other components in the user's application, or (ii) the environment of the user application itself. The characteristics and parameters of a Bourns® product also can and do vary in different applications and actual performance may vary over time. Thus, users should always verify the actual performance of the Bourns® product in their specific devices and applications and make their own independent judgments regarding the suitability of Bourns® product and the amount of additional test margin to design into their device or application to compensate for differences between laboratory and real-world conditions.

Unless Bourns has explicitly designated an individual Bourns® product as meeting the requirements of a particular industry standard (e.g., IATF 16949) or a particular qualification (e.g., UL listed or recognized), Bourns is not responsible for any failure of an individual Bourns® product to meet the requirements of such industry standard or particular qualification even if such industry standard or qualification is a "state of art". Users of Bourns® products are responsible for ensuring compliance with safety-related requirements and standards applicable to their devices or applications.

Bourns® products are not recommended, authorized or intended for use in applications where failure or malfunction may result in personal injury, death, or severe property or environmental damage, such as without limitation nuclear, life-critical medical and certain automotive and aviation applications. Except as set forth in the bullet points below or unless expressly and specifically approved in writing on a case-by-case basis by an authorized Bourns' representative, use of any Bourns® products in such unauthorized high-risk applications is at the user's sole risk.

- Bourns considers implantable/invasive devices and devices/procedures designed as life-supporting or life-sustaining by the U.S. Food and Drug Administration or equivalent organizations outside of the United States as "life-critical" medical applications. Bourns expressly identifies those Bourns® standard products that are suitable for use in typical medical applications that are not life-critical in its publication entitled "Bourns Medical Grade Component Guide."
- Bourns expressly identifies those Bourns® standard products that are suitable for use in typical automotive applications associated with any Automate Safety Integrity Level (ASIL) in its publication entitled "Bourns Automotive Grade Component Guide." Bourns' designation of Bourns® product as compliant with the AEC-Q standard does not by itself mean that Bourns has approved such product for use in an automotive application.
- Bourns expressly identifies Bourns® standard products that are suitable for use in the typical aviation applications/systems requiring System Design Assurance Level (RTCA DO-254 DAL) of C, D or E in its publication entitled "Bourns Civilian Aerospace/Aviation Grade Component Guide." Bourns does not test its products for compliance with United States Federal Aviation Administration standards or any other generally equivalent governmental organization standard applicable to products designed or manufactured for use in aviation applications. Use of Bourns® standard components in aviation applications associated with RTCA DO-254 DAL A or B without proper approval noted above shall be at the user's sole risk.
- Bourns will review and authorize on a case-by-case basis the use of Bourns® standard products which are at least AEC-Q compliant in space-related civil applications (rockets, satellites) with a negotiated cross-waiver and indemnity agreement.

The use and level of testing applicable to Bourns® custom products shall be negotiated on a case-by-case basis by Bourns and the user for which such Bourns® custom products are specially designed. Absent a written agreement between Bourns and the user regarding the use and level of such testing, the above provisions applicable to Bourns® standard products shall also apply to such Bourns® custom products.

Use of Bourns® products or Bourns' technology in military/defense applications must be reviewed with Bourns for compliance with applicable export control laws and embargoes. Users shall not sell, transfer, export or re-export (which includes transfers within a country) any Bourns® products or technology or technical data for use in activities which involve the design, development, production, use or stockpiling of nuclear, chemical or biological weapons or missiles, nor shall they use Bourns® products or technology or technical data in any facility which engages in activities relating to such devices. Further, Bourns® products and Bourns' technology and technical data may not under any circumstance be exported or re-exported to countries subject to international sanctions or embargoes. Bourns® products and technology may not, without prior authorization from Bourns and/or the Government of a country where such product/technology is designed and/or manufactured, be resold, transferred, or re-exported (including within the same country) to any party not eligible to receive commodities, software, and technical data originating in such country.

To the maximum extent permitted by applicable law, Bourns disclaims (i) any and all liability for special, punitive, consequential, incidental or indirect damages or lost revenues or lost profits, and (ii) any and all implied warranties (those not based on parameters specified in Bourns' data sheets and/or specifications), including implied warranties of fitness for particular purpose, non-infringement and merchantability.

For your convenience, copies of this Legal Disclaimer Notice with German, Spanish, Japanese, Traditional Chinese and Simplified Chinese bilingual versions are available at:

Web Page: <https://www.bourns.com/legal/disclaimers-terms-and-policies>

PDF: <https://www.bourns.com/docs/Legal/disclaimer.pdf>