



Features

- Meets IEC 61000-4-5 standard
- Compact EIA 1206 size
- Quick response time (< 0.5 ns)
- High transient current capability
- Lead free
- AEC-Q200 compliant
- RoHS compliant*

Applications

- Power supplies
- Entertainment electronics
- Circuit board level protection against transient events
- CAN, LIN, FLEXRAY based modules
- Module load dump protection
- Motor/inductive load transient suppression

BVRA1206 Automotive Grade SMD Low Voltage Varistor Series

Description

The Bourns® Model BVRA1206 Low Voltage Multilayered Varistor Series is designed specifically for use in automotive circuits requiring surge protection. This series offers excellent transient energy absorption due to improved energy volume distribution and power dissipation. The Model BVRA1206 Series is available with working voltages from 5.5 to 85 V_{DC}.

Model BVRA Series varistors are typically applied to protect integrated circuits and other components at the circuit board level.

Additional Information

Click these links for more information:



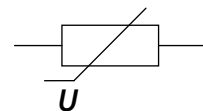
Electrical Characteristics @ 25 °C (unless otherwise noted)

Model	V _{rms} (V)	V _{DC} (V)	V _n Min. (V)	V _n Max. (V)	V _c (V)	I _{max} (A)	W _{max} (J)	C _p Typ. (pF)
	<10 μA		1 mA DC		1 A @ 8/20 μs	@ 8/20 μs	@ 10/1000 μs	@ 1 KHz
BVRA1206-04PF	4	5.5	8	14	25	200	0.3	2000
BVRA1206-11PF	11	14	18	22	36	200	0.5	840
BVRA1206-14PF	14	16	22	28	42	200	0.6	900
BVRA1206-17PF	17	22	25	32	48	200	0.3	780
BVRA1206-20PF	20	26	29.7	37.3	58	200	0.7	600
BVRA1206-25PF	25	31	36	44	69	200	1	650
BVRA1206-30PF	30	38	45	55	81	200	1.1	600
BVRA1206-35PF	35	45	54	62	108	200	1.1	230
BVRA1206-40PF	40	56	66	82	110	200	1	220
BVRA1206-50PF	50	65	77	93	138	100	0.5	250
BVRA1206-60PF	60	85	104	126	168	100	0.7	120

Environmental Characteristics

Operating Temperature..... -40 °C to +125 °C
 Storage Temperature..... -40 °C to +125 °C
 Standard..... IEC 61000-4-5

Device Symbol



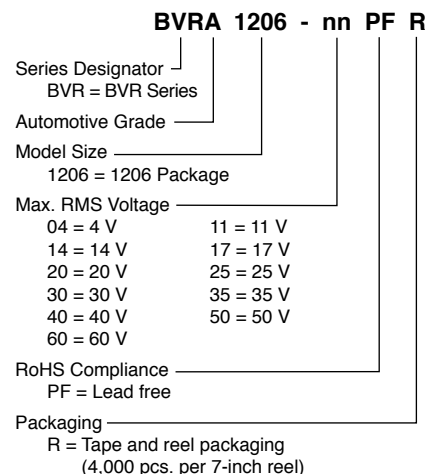
Americas: Tel: +1 951-781-5500 • Email: americus@bourns.com
Mexico: Tel: +52-614-478-0400 • Email: mexicus@bourns.com
Asia: Tel: +886-2-2562-4117 • Email: asiacus@bourns.com
EMEA: Tel: +36 88 885 877 • Email: euocus@bourns.com
www.bourns.com



WARNING Cancer and Reproductive Harm - www.P65Warnings.ca.gov

*RoHS Directive 2015/863, Mar 31, 2015 and Annex.
 Specifications are subject to change without notice.
 Users should verify actual device performance in their specific applications.
 The products described herein and this document are subject to specific legal disclaimers as set forth on the last page of this document, and at www.bourns.com/docs/legal/disclaimer.pdf.

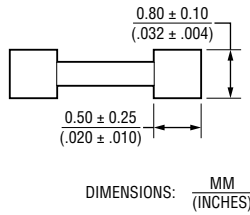
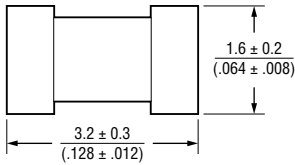
How to Order



BVRA1206 Automotive Grade SMD Low Voltage Varistor Series

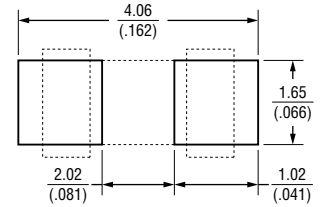


Product Dimensions



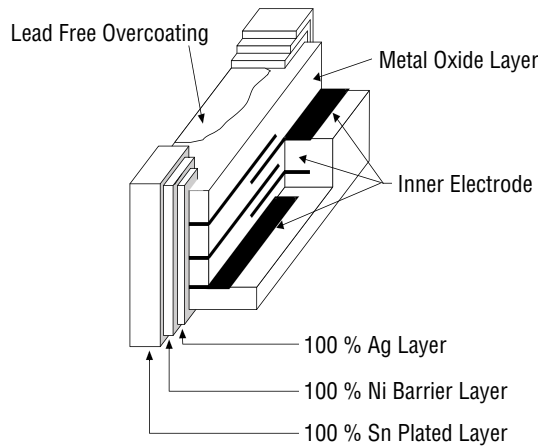
DIMENSIONS: $\frac{\text{MM}}{\text{(INCHES)}}$

Recommended Pad Layout

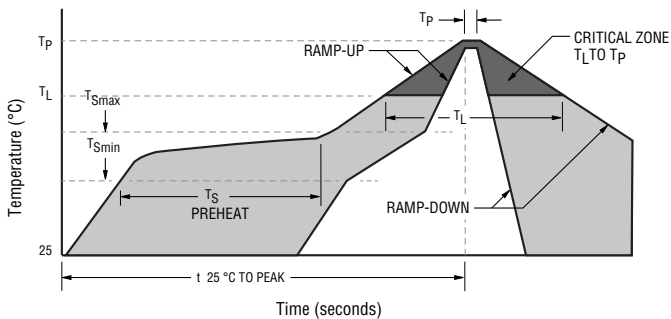


DIMENSIONS: $\frac{\text{MM}}{\text{(INCHES)}}$

Construction



Solder Reflow Recommendations



A	Stage 1 Preheat Ramp	Ambient to Preheating Temperature	3 °C/s max.
B	Stage 2 Preheat	Preheat min./max. Temperature Range	150 °C to 200 °C 60 s to 180 s
C	Stage 3 Preheat to Main Heating	Max. Time Above Stated Temperature	217 °C 60 s to 150 s
D	Main Heating	Max Time Within 5 °C of Peak Temperature (260 °C)	255 °C 20 s to 40 s
E	Cool Down	Rate from Peak Temperature	6 °C/s max.

CAUTION:

- This product can be damaged by rapid heating, cooling or localized heating.
- Heat shocks should be avoided. Preheating and gradual cooling recommended.
- Solder gun tip temperature should be kept below 280 °C and should not touch the device directly. Contact should be less than 3 seconds. A solder gun under 30 watts is recommended.
- Excess solder volume can damage the body of the product.

Specifications are subject to change without notice.

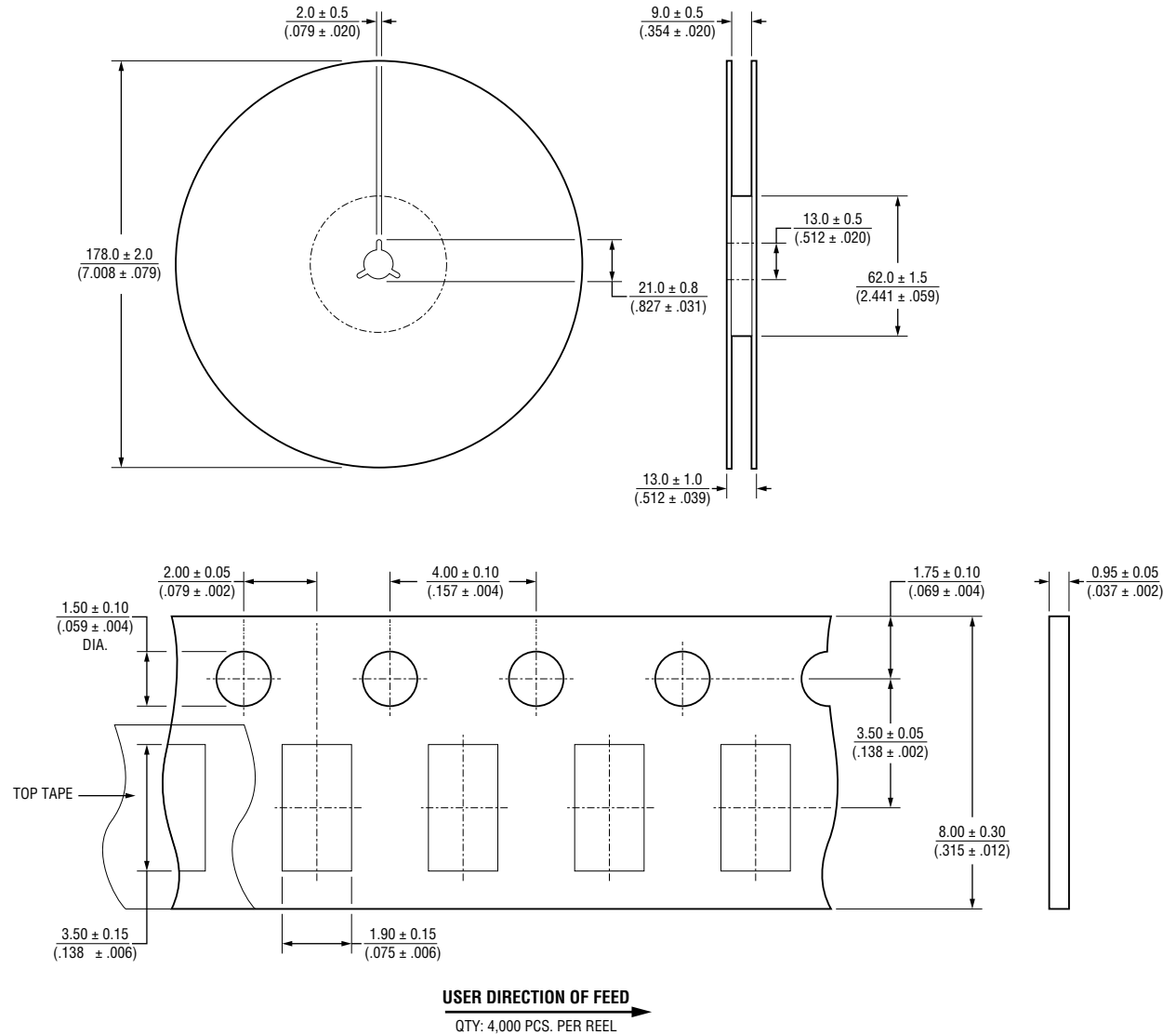
Users should verify actual device performance in their specific applications.

The products described herein and this document are subject to specific legal disclaimers as set forth on the last page of this document, and at www.bourns.com/docs/legal/disclaimer.pdf.

BVRA1206 Automotive Grade SMD Low Voltage Varistor Series



Packaging Dimensions



DIMENSIONS: $\frac{\text{MM}}{\text{(INCHES)}}$

REV. 09/24

Specifications are subject to change without notice.

Users should verify actual device performance in their specific applications.

The products described herein and this document are subject to specific legal disclaimers as set forth on the last page of this document, and at www.bourns.com/docs/legal/disclaimer.pdf.

This legal disclaimer applies to purchasers and users of Bourns® products manufactured by or on behalf of Bourns, Inc. and its affiliates (collectively, "Bourns").

Unless otherwise expressly indicated in writing, Bourns® products and data sheets relating thereto are subject to change without notice. Users should check for and obtain the latest relevant information and verify that such information is current and complete before placing orders for Bourns® products.

The characteristics and parameters of a Bourns® product set forth in its data sheet are based on laboratory conditions, and statements regarding the suitability of products for certain "typical" applications are based on Bourns' knowledge of typical requirements in generic applications. Bourns assumes that "typical" applications include failsafe/backup features to address critical risks to users and are designed to allow rework of Bourns® product to avoid scrap of a device solely due to malfunctioning Bourns® product. The characteristics and parameters of a Bourns® product in a user application may vary from the data sheet characteristics and parameters due to (i) the combination of the Bourns® product with other components in the user's application, or (ii) the environment of the user application itself. The characteristics and parameters of a Bourns® product also can and do vary in different applications and actual performance may vary over time. Thus, users should always verify the actual performance of the Bourns® product in their specific devices and applications and make their own independent judgments regarding the suitability of Bourns® product and the amount of additional test margin to design into their device or application to compensate for differences between laboratory and real-world conditions.

Unless Bourns has explicitly designated an individual Bourns® product as meeting the requirements of a particular industry standard (e.g., IATF 16949) or a particular qualification (e.g., UL listed or recognized), Bourns is not responsible for any failure of an individual Bourns® product to meet the requirements of such industry standard or particular qualification even if such industry standard or qualification is a "state of art". Users of Bourns® products are responsible for ensuring compliance with safety-related requirements and standards applicable to their devices or applications.

Bourns® products are not recommended, authorized or intended for use in applications where failure or malfunction may result in personal injury, death, or severe property or environmental damage, such as without limitation nuclear, life-critical medical and certain automotive and aviation applications. Except as set forth in the bullet points below or unless expressly and specifically approved in writing on a case-by-case basis by an authorized Bourns' representative, use of any Bourns® products in such unauthorized high-risk applications is at the user's sole risk.

- Bourns considers implantable/invasive devices and devices/procedures designed as life-supporting or life-sustaining by the U.S. Food and Drug Administration or equivalent organizations outside of the United States as "life-critical" medical applications. Bourns expressly identifies those Bourns® standard products that are suitable for use in typical medical applications that are not life-critical in its publication entitled "Bourns Medical Grade Component Guide."
- Bourns expressly identifies those Bourns® standard products that are suitable for use in typical automotive applications associated with any Automate Safety Integrity Level (ASIL) in its publication entitled "Bourns Automotive Grade Component Guide." Bourns' designation of Bourns® product as compliant with the AEC-Q standard does not by itself mean that Bourns has approved such product for use in an automotive application.
- Bourns expressly identifies Bourns® standard products that are suitable for use in the typical aviation applications/systems requiring System Design Assurance Level (RTCA DO-254 DAL) of C, D or E in its publication entitled "Bourns Civilian Aerospace/Aviation Grade Component Guide." Bourns does not test its products for compliance with United States Federal Aviation Administration standards or any other generally equivalent governmental organization standard applicable to products designed or manufactured for use in aviation applications. Use of Bourns® standard components in aviation applications associated with RTCA DO-254 DAL A or B without proper approval noted above shall be at the user's sole risk.
- Bourns will review and authorize on a case-by-case basis the use of Bourns® standard products which are at least AEC-Q compliant in space-related civil applications (rockets, satellites) with a negotiated cross-waiver and indemnity agreement.

The use and level of testing applicable to Bourns® custom products shall be negotiated on a case-by-case basis by Bourns and the user for which such Bourns® custom products are specially designed. Absent a written agreement between Bourns and the user regarding the use and level of such testing, the above provisions applicable to Bourns® standard products shall also apply to such Bourns® custom products.

Use of Bourns® products or Bourns' technology in military/defense applications must be reviewed with Bourns for compliance with applicable export control laws and embargoes. Users shall not sell, transfer, export or re-export (which includes transfers within a country) any Bourns® products or technology or technical data for use in activities which involve the design, development, production, use or stockpiling of nuclear, chemical or biological weapons or missiles, nor shall they use Bourns® products or technology or technical data in any facility which engages in activities relating to such devices. Further, Bourns® products and Bourns' technology and technical data may not under any circumstance be exported or re-exported to countries subject to international sanctions or embargoes. Bourns® products and technology may not, without prior authorization from Bourns and/or the Government of a country where such product/technology is designed and/or manufactured, be resold, transferred, or re-exported (including within the same country) to any party not eligible to receive commodities, software, and technical data originating in such country.

To the maximum extent permitted by applicable law, Bourns disclaims (i) any and all liability for special, punitive, consequential, incidental or indirect damages or lost revenues or lost profits, and (ii) any and all implied warranties (those not based on parameters specified in Bourns' data sheets and/or specifications), including implied warranties of fitness for particular purpose, non-infringement and merchantability.

For your convenience, copies of this Legal Disclaimer Notice with German, Spanish, Japanese, Traditional Chinese and Simplified Chinese bilingual versions are available at:

Web Page: <https://www.bourns.com/legal/disclaimers-terms-and-policies>

PDF: <https://www.bourns.com/docs/Legal/disclaimer.pdf>