

Bourns® Automotive Product Focus Speed Sensors

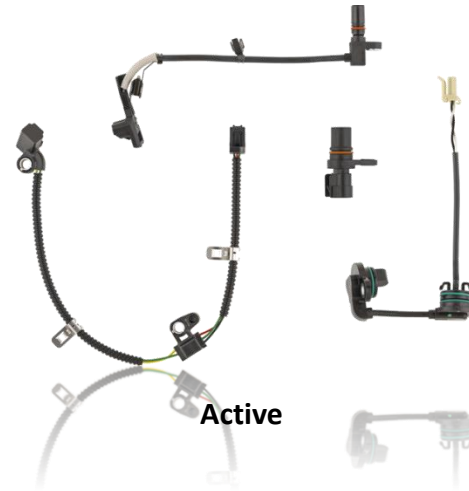
BOURNS® *Automotive Division*

Speed Sensors

Transmission Speed Sensors

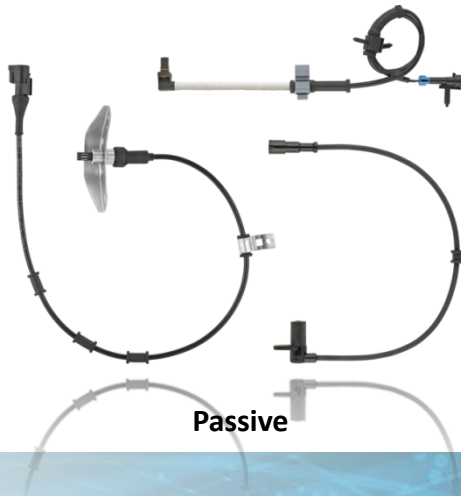


Passive

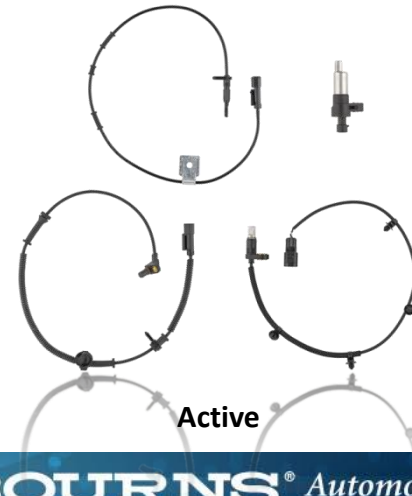


Active

Wheel Speed Sensors



Passive



Active

Speed Sensors: Wheel Speed



Bearing mounted sensors

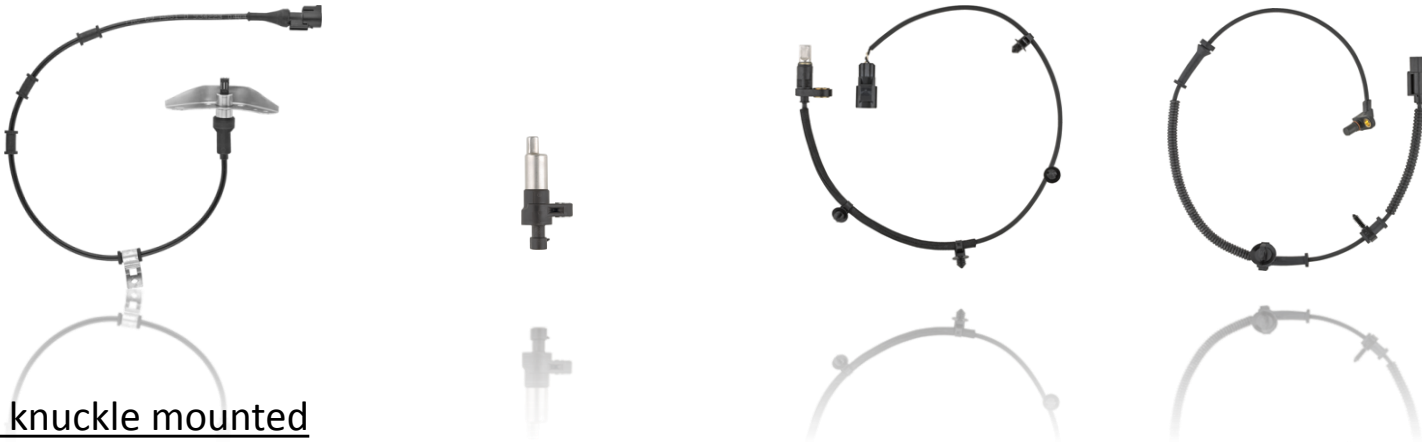
- Mounts on bearing hub, senses off target mounted between bearing rows
- Active & passive sensors



Axle mounted sensors

- Sensors mount to axle tube and sense off target ring mounted to axle shaft
- Both VR (multi-pole) and active (HE) sensing technologies

Speed Sensors: Wheel Speed



Discrete, knuckle mounted

- Sensor is mounted to knuckle or brake backing plate and reads target mounted to hub, rotor or half shaft
- Side-read and end-read active and passive (VR) sensors
 - Single and multi-pole VR
 - Hall and MR based active
- Able to sense both ferrous and magnetically encoded targets
- Cabled and integrated connector versions

Speed Sensors: Powertrain



- Rotational speed sensing for transmission, transfer case and drive line applications
- Passive (VR) and active sensors, including Hall effect and AMR sensing technology, 2-wire and 3-wire outputs

Transmission Position Sensors



Application:

The sensor incorporates a sensor assembly of four multi-axis hall devices. These devices measure the position of the target magnet associated with each fork assembly and provide output to the transmission control module via linear analog signal. The sensors use a molded and potted carrier/housing design. The IC device incorporates a bypass capacitor for filtering and EMC protection.

Transfer Case Speed Sensors



Application:

The sensor is mounted on the external transfer case housing and measures the rotational speed of the shaft. The sensor is electrically interfaced to the engine control module which utilizes the speed information to ensure optimal powertrain management.